

2016-17 IUPUI JAGUARS BASKETBALL



SCHEDULE/RESULTS

(0-1, 0-0 SUMMIT)

| Date | Opponent | Result/Time |
|----------|---------------------------|-------------|
| Nov. 4 | #St. Joseph's College | W, 87-74 |
| Nov. 11 | at Eastern Kentucky | L, 87-97 |
| Nov. 13 | ^at Michigan | 12:00 pm |
| Nov. 18 | ^Howard | 2:00 pm |
| Nov. 19 | ^Gardner-Webb/E. Michigan | 1:00 pm |
| Nov. 22 | ^at Marquette | 7:30 pm |
| Nov. 26 | at SIUE | 1:00 pm |
| Nov. 30 | at Illinois State | 7:00 pm |
| Dec. 3 | at Ball State | 2:00 pm |
| Dec. 6 | at Illinois | 8:00 pm |
| Dec. 10 | at Miami (Ohio) | 3:30 pm |
| Dec. 12 | Urbana | 7:00 pm |
| Dec. 17 | at Southern Utah | 6:00 pm |
| Dec. 20 | at Northwestern | 8:00 pm |
| Dec. 28 | Marian | 7:00 pm |
| Dec. 31 | *Western Illinois | 1:00 pm |
| Jan. 5 | *at North Dakota State | 8:00 pm |
| Jan. 7 | *at South Dakota | 4:15 pm |
| Jan. 11 | *Omaha | 7:00 pm |
| Jan. 14 | *at Oral Roberts | 4:00 pm |
| Jan. 18 | *South Dakota State | 7:00 pm |
| Jan. 21 | *Denver | 1:00 pm |
| Jan. 25 | *at Fort Wayne | 7:30 pm |
| Jan. 28 | *at Western Illinois | 8:00 pm |
| Feb. 1 | *North Dakota State | 7:00 pm |
| Feb. 8 | *at Omaha | 8:00 pm |
| Feb. 11 | *Oral Roberts | 7:00 pm |
| Feb. 15 | *at South Dakota State | 8:00 pm |
| Feb. 19 | *at Denver | 3:00 pm |
| Feb. 23 | *Fort Wayne | 7:00 pm |
| Feb. 25 | *South Dakota | 7:00 pm |
| Mar. 4-5 | Summit League Quarters | tba |
| Mar. 6 | Summit League Semis | tba |
| Mar. 7 | Summit League Finals | tba |

denotes exhibition
 ^ part of 2K Classic (campus sites)
 * denotes Summit League games
 & denotes Summit League Tournament games

MEDIA COVERAGE

TV: ESPNU

John Brinkley (pxp); Sean Harrington (analyst)

Video Stream: ESPN app / Watch ESPN

Radio: 97.5 FM Fox Sports; iHeartRadio

Morgan Adcock (pxp)

Live Stats: MGoBlue.com

Twitter: @IUPUIJaguars / @IUPUIMensBball

MBB CONTACT

Ed Holdaway - IUPUI Assistant AD

Email: eholdawa@iupui.edu

Twitter: @EdHoldaway

Cell: 317-908-2645

'03 NCAA TOURNAMENT, 2010 CBI

MICHIGAN (1-0) vs.

IUPUI (0-1)

Sunday, November 13, 2016 - 12:00 p.m. Eastern - Ann Arbor, Mich. / Crisler Center (12,707)

ABOUT THE SERIES



All-Time Record: Michigan leads the all-time series 2-0

Last Meeting: Nov. 12, 2012 - Michigan 91, IUPUI 54 in Ann Arbor

Streak: Michigan has won two

Gardner vs. Foe: first meeting

THE JAGUARS



PROBABLE STARTERS (based on last game)

| No. | Name | Yr. | Pos. | Ht. | Hometown | PPG | RPG | APG | FG% | 3FG% | FT% |
|-----|---------------|-----|------|------|--------------------|------|------|-----|------|------|-------|
| 0 | Darelle Combs | Sr. | G | 6-2 | Chicago, Ill. | 28.0 | 0.0 | 4.0 | .526 | .200 | .785 |
| 5 | Kellon Thomas | Sr. | G | 5-11 | Indianapolis, Ind. | 11.0 | 4.0 | 2.0 | .300 | .250 | 1.000 |
| 15 | Matt O'Leary | Sr. | F | 6-8 | Terre Haute, Ind. | 7.0 | 6.0 | 2.0 | .333 | .250 | --- |
| 24 | Evan Hall | So. | F | 6-7 | Hindman, Ky. | 1.0 | 10.0 | 0.0 | .000 | --- | .200 |
| 25 | Ron Patterson | Jr. | G | 6-2 | Indianapolis, Ind. | 11.0 | 0.0 | 1.0 | .500 | .500 | --- |

OFF THE BENCH

| | | | | | | | | | | | |
|----|-----------------|-------|-----|------|----------------------|------|-----|-----|-------|------|-------|
| 1 | T.J. Henderson | So. | G | 6-0 | Indianapolis, Ind. | 10.0 | 3.0 | 1.0 | .429 | .400 | 1.000 |
| 2 | Anthony Jones | Fr. | G | 6-5 | Indianapolis, Ind. | 0.0 | 3.0 | 2.0 | --- | --- | --- |
| 11 | Josh James | Sr. | F/C | 6-9 | Cedar Lake, Ind. | 3.0 | 4.0 | 0.0 | 1.000 | --- | .500 |
| 12 | Chad Hudson | Fr. | G | 5-11 | Jeffersonville, Ind. | 0.0 | 0.0 | 0.0 | --- | --- | --- |
| 20 | Grant Sinn | So. | G | 6-2 | Spencerville, Ind. | 0.0 | 1.0 | 0.0 | --- | --- | --- |
| 22 | D.J. McCall | So. | G | 6-6 | Fort Wayne, Ind. | 5.0 | 3.0 | 1.0 | .333 | --- | .750 |
| 33 | Giovanni Fraser | Fr. | F | 6-8 | Coral Springs, Fla. | 2.0 | 0.0 | 0.0 | 1.000 | --- | --- |
| 35 | Noah Thomas | R-Fr. | F/C | 6-9 | Whitestown, Ind. | 0.0 | 0.0 | 0.0 | --- | --- | --- |
| 45 | Aaron Brennan | Jr. | F | 6-6 | Noblesville, Ind. | 9.0 | 4.0 | 3.0 | .500 | .500 | 1.000 |

QUICK HITTERS

- This marks the 45th season of IUPUI basketball and the 19th the Jaguars have competed at the NCAA Division I level. IUPUI enters the season needing just four wins to move to 250 during its D1 era.
- Head Coach **Jason Gardner** is the eighth head coach in the history of the program and is in his third year at the helm. The former Indiana Mr. Basketball and Arizona-star enters today with an 23-41 career record (15-17 in the Summit).
- IUPUI was picked to finish fifth in The Summit League according to the preseason polls, including one of the 32 first-place votes. The Jags trailed fourth-place Omaha by just 21 points, but easily cleared sixth-place Oral Roberts by 132 points.
- Senior guard **Darelle Combs** was voted preseason First Team All-Summit League by the league's coaches after being picked to the league's All-Newcomer Team and Second Team All-League last season. Combs averaged a team-high 16.3 points and made 58 threes last year after sitting the previous season as a transfer. He closed his junior year with back-to-back 30+ scoring games (32 against USD on 2/25 and 31 against Fort Wayne on 2/27), becoming the first IUPUI player to do so since **George Hill** in January 2008.
- Determined to rebuild the program with Indiana kids, Gardner has stayed true to his word as 13 of the team's 17 players hail from the Hoosier State this season. Five (**T.J. Henderson**, **Anthony Jones**, **Ron Patterson**, **Nick Rogers** and **Kellon Thomas**) are from Indianapolis.
- IUPUI will continue to rely heavily on the transfer market this year as the Jags' top two returners (Combs & **Matt O'Leary**) and transfers and two others (Patterson & K. Thomas) will log heavy minutes. Another (Rogers) will be waiting in the wings after transferring in from Toledo.
- Today's game is the first of four scheduled against major conference foes this season. The Jags will also face Marquette (Nov. 22), Illinois (Dec. 6) and Northwestern (Dec. 20) this season.

2016-17 ROSTER

NUMERIC ROSTER

| ## | Name | Pos. | Ht. | Wt. | Yr. | Hometown/High School (Previous) |
|----|-----------------|------|------|-----|-------|---|
| 0 | Darell Combs | G | 6-2 | 195 | Sr. | Chicago, Ill./Thornwood (Eastern Michigan) |
| 1 | T.J. Henderson | G | 6-0 | 160 | So. | Indianapolis, Ind./Scecina |
| 2 | Anthony Jones | G | 6-5 | 210 | Fr. | Indianapolis, Ind./Speedway |
| 5 | Kellon Thomas | G | 5-11 | 190 | Gr. | Indianapolis, Ind./Southport (Kent State) |
| 10 | # Nick Rogers | G | 6-1 | 170 | So. | Indianapolis, Ind./Traders Point Academy (Toledo) |
| 11 | Josh James | F/C | 6-9 | 225 | Sr. | Cedar Lake, Ind./Andrean/Quakerdale [Iowa] Prep |
| 12 | Chad Hudson | G | 5-11 | 175 | Fr. | Jeffersonville, Ind./Don Bosco Prep |
| 15 | Matt O'Leary | F | 6-8 | 225 | Sr. | Terre Haute, Ind./Terre Haute North Vigo (Loyola) |
| 20 | Grant Sinn | G | 6-2 | 180 | So. | Spencerville, Ind./Fort Wayne Canterbury (North Park) |
| 22 | D.J. McCall | G | 6-6 | 190 | So. | Fort Wayne, Ind./Concordia Lutheran |
| 24 | Evan Hall | F | 6-7 | 200 | So. | Hindman, Ky./Knott County Central |
| 25 | Ron Patterson | G | 6-2 | 200 | Jr. | Indianapolis, Ind./Broad Ripple (Syracuse) |
| 32 | ^ Elyjah Goss | F | 6-7 | 190 | Fr. | Bolingbrook, Ill./Plainfield East |
| 33 | Giovanni Fraser | F | 6-8 | 235 | Fr. | Coral Springs, Fla./Coral Springs Charter |
| 35 | Noah Thomas | F/C | 6-9 | 235 | R-Fr. | Whitestown, Ind./Bridgton [Maine] Academy |
| 40 | ^ Evan Borgman | F | 6-9 | 205 | Fr. | Batesville, Ind./Jac-Cen-Del |
| 45 | Aaron Brennan | F | 6-6 | 225 | Jr. | Noblesville, Ind./Guerin Catholic |

will sit out the 2016-17 season as a Division I transfer; ^ expected to redshirt the 2016-17 season

COACHING STAFF

| | |
|------------------------------|---------------------|
| Head Coach: | Jason Gardner |
| Alma Mater: | Arizona, '11 |
| Career Record: | (23-41; 3rd season) |
| IUPUI Record: | (23-41; 3rd season) |
| Summit Record: | (15-17; 3rd season) |
| Associate Head Coach: | Matt Crenshaw |
| Alma Mater: | IUPUI, '04 |
| Assistant Coach: | Scott Gillespie |
| Alma Mater: | Ripon College, '11 |
| Assistant Coach: | Roy Hairston |
| Alma Mater: | Purdue, '97 |
| Senior Advisor: | Andy Fagan |
| Alma Mater: | Indiana, '01 |
| Strength Coach: | Jason Quarles |
| Alma Mater: | IUPUI, '12 |
| Athletic Trainer: | Emily Nibbelink |
| Alma Mater: | Kansas, '05 |

PRONUNCIATION GUIDE

DARELL Combs (duh-RELL)

RADIO / TV ROSTER



#0 - DARELL COMBS
6-2 // Sr. // G
Chicago, Ill.




#1 - T.J. HENDERSON
6-0 // So. // G
Indianapolis, Ind.




#2 - ANTHONY JONES
6-5 // Fr. // G
Indianapolis, Ind.



#5 - KELLON THOMAS
5-11 // Gr. // G
Indianapolis, Ind.




#10 - NICK ROGERS
6-1 // So. // G
Indianapolis, Ind.



#11 - JOSH JAMES
6-9 // Sr. // F/C
Cedar Lake, Ind.



#12 - CHAD HUDSON
5-11 // Fr. // G
Jeffersonville, Ind.



#15 - MATT O'LEARY
6-8 // Sr. // F
Terre Haute, Ind.



#20 - GRANT SINN
6-2 // So. // G
Spencerville, Ind.



#22 - D.J. McCALL
6-6 // So. // G
Fort Wayne, Ind.



#24 - EVAN HALL
6-7 // So. // F
Hindman, Ky.




#25 - RON PATTERSON
6-2 // Jr. // G
Indianapolis, Ind.




#32 - ELYJAH GOSS
6-7 // Fr. // F
Bolingbrook, Ill.



#33 - GIOVANNI FRASER
6-8 // Fr. // F
Coral Springs, Fla.



#35 - NOAH THOMAS
6-9 // R-Fr. // F/C
Whitestown, Ind.



#40 - EVAN BORGMAN
6-9 // Fr. // F
Batesville, Ind.



#45 - AARON BRENNAN
6-6 // Jr. // F
Noblesville, Ind.



JASON GARDNER
Head Coach
3rd season

POLLS

ASSOCIATED PRESS

Preseason (Oct. 31)

| Rank | Team (1st) |
|------|----------------|
| 1 | Duke (58) |
| 2 | Kentucky (2) |
| 3 | Kansas |
| 4 | Villanova (4) |
| 5 | Oregon (1) |
| 6 | North Carolina |
| 7 | Xavier |
| 8 | Virginia |
| 9 | Wisconsin |
| 10 | Arizona |
| 11 | Indiana |
| 12 | Michigan State |
| 13 | Louisville |
| 14 | Gonzaga |
| 15 | Purdue |
| 16 | UCLA |
| 17 | Saint Mary's |
| 18 | Connecticut |
| 19 | Syracuse |
| 20 | West Virginia |
| 21 | Texas |
| 22 | Creighton |
| 23 | Rhode Island |
| 24 | Iowa State |
| 25 | Maryland |

Others Receiving Votes:

Cincinnati 110, Dayton 98, Florida State 88, California 74, San Diego State 48, Miami 35, NC State 29, Butler 21, Wichita St 21, Ohio State 18, Virginia Tech 18, Florida 18, Texas A&M 14, Mississippi State 14, Oklahoma 11, Colorado 10, **Michigan 8**, Monmouth 7, Notre Dame 6, Washington 5, Seton Hall 5, Princeton 2, Ohio 1, Vanderbilt 1, Harvard 1

COACHES

Week 17 (Feb. 29)

| Rank | Team (1st) |
|------|----------------|
| 1 | Duke (27) |
| 2 | Kansas (1) |
| 3 | Villanova (1) |
| 4 | Kentucky (2) |
| 5 | Oregon (1) |
| 6 | North Carolina |
| 7 | Virginia |
| 8 | Xavier |
| 9 | Michigan State |
| 10 | Wisconsin |
| 11 | Arizona |
| 12 | Indiana |
| 13 | Gonzaga |
| 14 | Louisville |
| 15 | Purdue |
| 16 | Connecticut |
| 17 | Syracuse |
| 18 | West Virginia |
| 19 | Saint Mary's |
| 20 | UCLA |
| 21 | Maryland |
| 22 | Texas |
| 23 | Creighton |
| 24 | Rhode Island |
| 25 | Cincinnati |

Others Receiving Votes:

Florida State 65, Iowa State 56, California 43, Miami 35, Dayton 34, Oklahoma 33, Seton Hall 24, Texas A&M 22, Notre Dame 18, San Diego State 17, Virginia Tech 16, Wichita St 15, Butler 14, USC 14, Ohio State 12, Colorado 11, Florida 11, Clemson 11, **Michigan 10**, Pittsburgh 7, Georgia 6, Yale 6, VCU 6, Chattanooga 5, Washington 4, Kansas State 3, Nevada 3, Davidson 2, Valparaiso 2, Arkansas 2, Utah 1, SMU 1

MID-MAJOR TOP 25

Week 17 (Feb. 29)

| Rk | Team (1st) | Record | Pts. | Prev. | Conf. |
|-----|---------------------------|------------|------------|-------|------------------------|
| 1. | Gonzaga (22) | 0-0 | 754 | - | West Coast |
| 2. | Saint Mary's (8) | 0-0 | 745 | - | West Coast |
| 3. | Wichita State | 0-0 | 655 | - | Missouri Valley |
| 4. | Illinois State | 0-0 | 596 | - | Missouri Valley |
| 5. | Monmouth | 0-0 | 571 | - | Metro Atlantic |
| 6. | UT Arlington | 0-0 | 478 | - | Sun Belt |
| 7. | UNCW | 0-0 | 461 | - | Colonial |
| 8. | Valparaiso (1) | 0-0 | 444 | - | Horizon |
| 9. | Chattanooga | 0-0 | 441 | - | Southern |
| 10. | Long Beach State | 0-0 | 432 | - | Big West |
| 11. | Princeton | 0-0 | 403 | - | Ivy League |
| 12. | Akron | 0-0 | 387 | - | Mid-American |
| 13. | Belmont | 0-0 | 363 | - | Ohio Valley |
| 14. | BYU | 0-0 | 350 | - | West Coast |
| 15. | Fort Wayne | 0-0 | 334 | - | Summit |
| 16. | Ohio | 0-0 | 217 | - | Mid-American |
| 17. | Northern Iowa | 0-0 | 212 | - | Missouri Valley |
| 18. | Stephen F. Austin | 0-0 | 202 | - | Southland |
| 19. | North Dakota State | 0-0 | 194 | - | Summit |
| 20. | Florida Gulf Coast | 0-0 | 178 | - | Atlantic Sun |
| 21. | ETSU | 0-0 | 135 | - | Southern |
| 22. | Siena | 0-0 | 122 | - | Metro Atlantic |
| 23. | Grand Canyon | 0-0 | 107 | - | Western Athletic |
| 24. | New Mexico State | 0-0 | 102 | - | Western Athletic |
| 25. | Yale | 0-0 | 83 | - | Ivy League |

THE SUMMIT LEAGUE

SUMMIT STANDINGS

through Nov. 11

| Team | Overall (Pct.) | Sum. (Pct.) |
|-----------------------|-------------------|-------------------|
| North Dakota St. | 1-0 (1.000) | 0-0 (.000) |
| South Dakota | 1-0 (1.000) | 0-0 (.000) |
| Denver | 0-0 (.000) | 0-0 (.000) |
| Omaha | 0-0 (.000) | 0-0 (.000) |
| Fort Wayne..... | 0-1 (.000) | 0-0 (.000) |
| IUPUI..... | 0-1 (.000) | 0-0 (.000) |
| Oral Roberts | 0-1 (.000) | 0-0 (.000) |
| South Dakota St..... | 0-1 (.000) | 0-0 (.000) |
| Western Illinois..... | 0-1 (.000) | 0-0 (.000) |

UPCOMING SCHEDULE

| Date | Game | Time |
|-------|--------------------------------------|----------|
| 11/12 | Omaha at UC Santa Barbara | 5 pm |
| | Jacksonville at Denver | 9 pm |
| 11/13 | IUPUI at Michigan | 12 pm |
| | Kenyon at Fort Wayne | 2:30 pm |
| | Bowling Green at South Dakota | 4:15 pm |
| | Minn.-Morris at North Dakota St. | 6 pm |
| | Oak Hills Christian at Western Ill. | 6 pm |
| | Omaha at USC | 7 pm |
| 11/14 | Rogers St. at Oral Roberts | 8 pm |
| | South Dakota St. at UC Irvine | 10 pm |
| 11/15 | Omaha at Kansas St. | 8 pm |
| 11/16 | Fort Wayne at Illinois St. | 7 pm |
| | Wayne St. at South Dakota St. | 8 pm |
| | Presentation at South Dakota | 8 pm |
| | SEMO at Western Illinois | 8 pm |
| 11/17 | Doane at South Dakota | 8 pm |
| | Denver at San Jose St. | 10 pm |
| 11/18 | Howard at IUPUI | 2 pm |
| | Mississippi at Oral Roberts | 3 pm |
| | Navy at North Dakota St. | 4 pm |
| 11/19 | tba at IUPUI | 1 pm |
| | Rice at Omaha | 2 pm |
| | North Dakota St. vs. UNCG | 7 pm |
| | UMass Lowell at Fort Wayne | 7 pm |
| | Western Illinois at Eastern Illinois | 8 pm |
| | South Dakota St. at Wyoming | 10 pm |
| 11/20 | tba vs. Oral Roberts | tba |
| | North Dakota St. at High Point | 12:30 pm |
| 11/21 | tba vs. Oral Roberts | tba |
| | South Dakota vs. Kent St. | 4 pm |
| | South Dakota St. at Idaho | 10 pm |
| 11/22 | tba vs. South Dakota | tba |
| | IUPUI at Marquette | 8:30 pm |
| | Indiana at Fort Wayne | 9 pm |
| | Waldorf at North Dakota St. | 9 pm |
| 11/23 | tba vs. South Dakota | tba |
| | Utah Valley at Denver | 9 pm |

IUPUI IN SUMMIT STATS

as of Nov. 1 [denotes NCAA ranking]

| Category | Summit [Nat Rk.] | Stat |
|---------------------------|------------------|------------|
| Scoring | n/a..... | 0.0 ppg |
| Scoring Defense..... | n/a..... | 0.0 ppg |
| Scoring Margin..... | n/a..... | 0.0 ppg |
| Free Throw % | n/a..... | 00.0% |
| Field Goal % | n/a..... | 00.0% |
| Field Goal % Def..... | n/a..... | 00.0% |
| 3Pt Field Goal %..... | n/a..... | 00.0% |
| 3Pt Field Goal % Def..... | n/a..... | 00.0% |
| Rebounding Offense | n/a..... | 0.0 rpg |
| Rebounding Defense | n/a..... | 0.0 rpg |
| Rebounding Margin | n/a..... | 0.0 rpg |
| Blocked Shots | n/a..... | 0.0 bpg |
| Assists | n/a..... | 0.0 apg |
| Steals | n/a..... | 0.0 spg |
| Turnover Margin..... | n/a..... | 0.0 to/gm |
| Assist/TO Ratio..... | n/a..... | 0.0 a/to |
| Offensive Rebounds..... | n/a..... | 0.0 rpg |
| Defensive Rebounds..... | n/a..... | 0.0 rpg |
| Defensive Reb. Pct | n/a..... | 00.0% |
| Offensive Reb. Pct | n/a..... | 00.0% |
| 3Pt Field Goals Made..... | n/a..... | 0.0 3's/gm |
| Home Attendance..... | n/a..... | 000/gm |

Player Summit [Natl Rk.] Stat

| Date | Loc | Score | Res. |
|----------------------|-----|-------|------|
| 1-4-03 | A | 79-84 | L |
| 11-12-12 | A | 54-91 | L |
| in Indianapolis: 0-0 | | | |
| in Ann Arbor: 0-2 | | | |

STATISTICAL COMPARISON

| IUPUI | Category | Mich. |
|-------|-------------------|-------|
| 0-1 | Record | 1-0 |
| 0-0 | Conf. Record | 0-0 |
| --- | RPI | --- |
| 87.0 | Scoring Off. | 76.0 |
| 97.0 | Scoring Def. | 58.0 |
| -10.0 | Scoring Margin | +18.0 |
| .439 | FG% | .423 |
| .404 | FG% Def. | .465 |
| .360 | 3FG% | .375 |
| .400 | 3FG% Def. | .333 |
| .741 | FT% | .885 |
| 37.0 | Reb. Average | 30.0 |
| 37.0 | Opp. Reb. Average | 29.0 |
| +0.0 | Rebound Margin | +1.0 |
| 12.0 | Offensive Reb. | 10.0 |
| 25.0 | Defensive Reb. | 20.0 |
| 14.0 | Assists Avg. | 16.0 |
| 14.0 | TO Avg. | 10.0 |
| 13.0 | Opp. TO | 17.0 |
| -1.0 | TO Margin | +7.0 |
| 3.0 | Steals Avg. | 9.0 |
| 5.0 | Blocks Avg. | 4.0 |
| 9.0 | 3FG Made | 9.0 |

PROJECTED MICHIGAN STARTERS

| # | Pos | Name | Ht. | Cl. | PPG | RPG | APG | FG | 3FG | FT |
|---------------|-----|--------------------|------|-----|------|-----|-----|-------|-------|-------|
| 10 | G | Derrick Walton Jr. | 6-1 | Sr. | 20.0 | 3.0 | 1.0 | .556 | .571 | 1.000 |
| 12 | G | M. Abdur-Rahkman | 6-4 | Jr. | 6.0 | 0.0 | 2.0 | .286 | .400 | --- |
| 21 | G | Zak Irvin | 6-6 | Sr. | 11.0 | 5.0 | 3.0 | .600 | .000 | .667 |
| 13 | F | Moritz Wagner | 6-11 | So. | 8.0 | 3.0 | 0.0 | .333 | --- | .857 |
| 22 | F | Duncan Robinson | 6-8 | Sr. | 3.0 | 2.0 | 2.0 | .167 | .333 | --- |
| OFF THE BENCH | | | | | | | | | | |
| 0 | F | Brent Hibbitts | 6-8 | So. | 0.0 | 0.0 | 0.0 | --- | --- | --- |
| 3 | G | Xavier Simpson | 6-0 | Fr. | 5.0 | 0.0 | 2.0 | 1.000 | 1.000 | --- |
| 5 | F | D.J. Wilson | 6-10 | Jr. | 9.0 | 8.0 | 2.0 | .600 | .000 | 1.000 |
| 11 | G | Andrew Dakich | 6-2 | Sr. | 0.0 | 0.0 | 0.0 | --- | --- | --- |
| 14 | G | Fred Wright-Jones | 5-11 | So. | 0.0 | 0.0 | 0.0 | --- | --- | --- |
| 15 | C | Jon Teske | 7-0 | Fr. | 0.0 | 0.0 | 0.0 | --- | --- | --- |
| 20 | F | Sean Lonergan | 6-5 | Sr. | 0.0 | 2.0 | 1.0 | --- | --- | --- |
| 23 | G/F | Ibi Watson | 6-5 | Fr. | 2.0 | 0.0 | 1.0 | .500 | .000 | --- |
| 34 | F | Mark Donnal | 6-9 | Sr. | 12.0 | 6.0 | 0.0 | .600 | --- | .857 |
| 51 | F | Austin Davis | 6-10 | Fr. | 0.0 | 0.0 | 0.0 | --- | --- | --- |

Head Coach: John Beilein (10th season)

NEWS, NOTES & STORYLINES

2K CLASSIC

Today's game is the first of four the Jaguars will play as part of this year's 2K Classic. Following today's game, the Jags will return home to host a four-team subregional, beginning with a Nov. 18 game against Howard. IUPUI will then take on either Eastern Michigan or Gardner-Webb on Saturday (Nov. 19).

IUPUI's participation in the event will conclude at Marquette next Tuesday (Nov. 22).

FOUL MOOD

IUPUI started the season in a foul mood, being called for 37 personals in the season-opening loss at Eastern Kentucky (97-87). EKU turned the 37 whistles into a 45-of-56 (80.4%) shooting night at the foul line, outscoring IUPUI 45-20 at the line.

Seven of the 10 Jags that played collected at least four fouls and both **T.J. Henderson** and **Ron Patterson** were disqualified before night's end.

The 37 whistles were the most IUPUI's been called for in the program's Division I era (1998-present) and the fourth time IUPUI's been called for at least 30 under Gardner.

HOT COMBS

Senior guard **Darell Combs** stayed hot to open the 2016-17 season, tallying 28 in the opener. Dating back to last season, Combs is averaging 30.3 points per game in his past three games.

He closed last season on a high note, earning the Summit League's final Player of the Week honor. He had a career night in a loss to South Dakota, pumping in 32 points (11-20 FG, 6-11 3's, 4-4 FT) in 35 minutes against the Coyotes.

In doing so, he became the first IUPUI player to hit for at least 30 points in a game since Donovan Gibbs scored 32 against Judson in January 2014.

Two days after, he tossed in 31 points and a career-high eight assists in the Jaguars' 80-77 upset of Fort Wayne, including hitting 6-of-7 from beyond the arc.

He became the first IUPUI player to net back-to-back 30+ scoring games since current NBAer **George Hill** did so in January 2008.

IUPUI DEBUTS

Three players made their IUPUI debuts on Friday night as transfers **Ron Patterson** and **Kellon Thomas** were in the starting lineup and true freshman **Giovanni Fraser** came off the bench.

Below is a quick look at each of their stat lines in

their IUPUI debuts:

Patterson (11 pts, 3-6 3's, 23 min)
K. Thomas (11 pts, 4 reb, 2 ast, 26 min)
Fraser (2 pts, 4 min)

MORE EKU TIDBITS

Despite the loss, there were certainly some noteworthy numbers in the season-opening loss at EKU. In his first-ever game inside his home state, Kentucky-native **Evan Hall** had a career-high 10 rebounds and two blocked shots in just 18 minutes.

Junior **Aaron Brennan** had a quality showing, finishing with nine points, four boards, three assists and two blocked shots in 20 minutes.

VERSUS THE WOLVERINES

IUPUI is 0-2 all-time against Michigan, including giving the Big Ten foe an upset scare in the 2002-03 season before falling, 84-79. Current Associate Head Coach **Matt Crenshaw** played in that game, posting 12 points and four assists off the bench.

LaVell Blanchard (23 pts, 5-6 3's, 8 reb) and Lester Abram (20 pts) outdueled IUPUI's **Odell Bradley** (26 pts, 7 reb) that day as four Jaguars finished having fouled out.

INSIDE CRISLER

While IUPUI has only played Michigan twice, the Jaguars are no stranger to games playing inside UM's Crisler Center.

IUPUI is 2-3 in five games on Michigan's home floor, having lost two true road games to the Wolverines and then having played in exempt events in 2008 and 2012.

In 2008, IUPUI lost to Northeastern (73-60) to open the Coaches vs. Cancer event before rebounding to beat Michigan Tech, 65-51.

In 2012, the Jags were blasted by Michigan (91-54) to open the NIT Season Tip-Off, but rebounded to knock off Bowling Green (80-66) the following day.

EXHIBIT A

IUPUI cruised to an 87-74 win over St. Joseph's College in its lone exhibition game of the season, paced by 14 apiece from **Darell Combs** (2-7 FG, 8-8 FT) and **Ron Patterson** (5-7 FG, 3-4 3's). The Jaguars led by as many as 25 late in the game before yielding a large SJC run to close the game with the reserves on the floor.

Six others finished with eight points each as the starting frontcourt of **Matt O'Leary** and **Evan Hall**

combined on 16 points (7-8 FG) and 14 rebounds in just 35 combined minutes.

IUPUI shot 51 percent from the floor and held St. Joseph's to just 31 percent shooting.

The major bugaboo on the scoresheet was the number of times IUPUI turned it over. The Jags committed 26 miscues leading to 26 St. Joe's points. Every IUPUI player that saw action except **D.J. McCall** (18 minutes) and **Noah Thomas** (5 minutes) had at least one turnover.

Gardner was able to play 15 different players with **Kellon Thomas** (8 pts, 3 ast) playing a team-high 24 minutes as the starting point guard.

YEAR THREE

Year three looks to be a big year for Head Coach **Jason Gardner** and the IUPUI men's program. Gardner's team finished fourth in The Summit League a year ago and returns a core that includes the top two scorers from a year ago in **Darell Combs** (16.3 ppg) and **Matt O'Leary** (10.3 ppg, 6.0 rpg).

Combs was voted Second Team All-Summit League a year ago and was a preseason First Team All-Summit League selection this year. Meanwhile O'Leary, who owns a 3.79 and is majoring in Management, was an Academic All-District 5 selection.

In addition, Gardner's squad welcomes a pair of impact transfers in Kent State-graduate **Kellon Thomas** and Syracuse-transfer **Ron "Buss" Patterson**. Thomas started every game for the Flashes a year ago and led KSU in assists and threes made, while Patterson is a former top-150 recruit before originally committing to Indiana.

FAMILIAR FACES

All total, IUPUI boasts eight guys with at least one season under their belts.

Junior **Aaron Brennan** has played in 60 career games and made 33 starts at IUPUI while **Josh James** returns to the program after a season away from basketball. The 6-foot-9 James has appeared in 52 games and made 13 starts from 2013-15 before taking last year off.

Six others - Combs, O'Leary, **Evan Hall**, **T.J. Henderson**, **D.J. McCall** and **Grant Sinn** - have one year of IUPUI experience.

O'Leary started all 32 games last season while Combs started 29 times. Hall made 11 starts and McCall made 15 starts as a true freshman in 2015-16 before redshirting last season.

HOMECOMINGS

IUPUI was an easy choice for a pair of transfers, expected to play major roles this season. Both **Ron "Buss" Patterson** and **Kellon Thomas** are Indianapolis-natives and wanted to return to the Circle City to complete their college careers.

In addition, the duo played AAU basketball together alongside **Matt O'Leary** for Indiana Elite.

Another reason Patterson chose IUPUI was to honor his Broad Ripple High School teammate, the late **Steven Jamison**, who died of cancer in July 2010 who was committed to play at IUPUI and wore No. 25 (hence why Patterson wears 25). Patterson has a large 'Steven' tattoo across his chest, honoring his deceased friend.

Patterson chose IUPUI over a group that included Kent State, Ball State, Georgia State, Illinois State, Houston and Eastern Michigan. Thomas picked IUPUI over a group that included Purdue, Minnesota, Northwestern, Seton Hall, Ball State, Duquesne, Georgia State, UIC and Jacksonville.

PRESEASON PICKS

IUPUI was picked fourth or fifth by nearly every major publication this season and was voted fifth in The Summit League's preseason polls. Here's a breakdown of where IUPUI sat in the preseason publications:

Athlon Sports: 5th
Blue Ribbon: 5th
NBC Sports: 4th
USA Today: 4th
Lindy's: 5th
The Sporting News: 5th

SIMPLE MATH

The key to winning games in Head Coach **Jason Gardner's** first two seasons on the job has been pretty simple - make shots.

Gardner's team is 11-1 (.917) in games in which it's made 50 percent from the floor or better and 21-6 (.778) when shooting a higher percentage than its opponents.

SCOURING THE HOOSIER STATE

The bulk of IUPUI's roster is made up of Indiana natives as 13 of the 17 listed are from the Hoosier State. The only out-of-state players on the Jaguars' roster are Combs and true freshman **Elyjah Goss** (both from Illinois), sophomore **Evan Hall** (Kentucky) and true freshman **Giovanni Fraser** (Florida).

Of the 13 from the Hoosier State, five are from Indianapolis and Brennan is from a northern suburb of the city.

Of the current 17 players, Gardner has brought 14 to IUPUI. Only **Aaron Brennan**, **D.J. McCall** and **Josh James** were recruited by the previous staff.

HOW'D THEY GET HERE?

Everyone's path to Division I basketball is different. The Jags have a number of individuals that have taken different treks to IUPUI. Here's a quick rundown of 'how'd they get here'?

Graduate Transfers (1): Kellon Thomas (Kent St.)

Transfers (5): Combs (Eastern Mich.), O'Leary (Loyola), Patterson (Syracuse), Rogers (Toledo, will sit out 2016-17), Sinn (North Park)

True Freshmen (7): Borgman, Brennan, Fraser, Goss, Hall, Henderson, McCall

Prep School (4): Hudson, James, Jones, N. Thomas

TRUE NEWBIES

IUPUI's collection of freshmen this season consists of signees **Anthony Jones**, **Elyjah Goss** and **Giovanni Fraser** and non-scholarship additions **Evan Borgman** and **Chad Hudson**.

Jones, a 6-foot-5 swingman, attended FCI Prep in Sebring, Fla., last season where he averaged better than 20 points, five boards and four assists per game.

Goss, a bouncy 6-foot-7 forward, earned honorable mention All-State honors in Illinois a year ago and finished as Plainfield (Ill.) East's career leader in rebounds.

Fraser, a 6-foot-8 post player, averaged 15

UNIVERSITY QUICK FACTS

| | |
|-----------------------------|---|
| Location | Indianapolis, Ind. |
| Founded | 1969 |
| Nickname | Jaguars |
| Colors | Red, gold & black |
| Enrollment | 30,690 |
| Affiliation | NCAA Division I |
| Conference | The Summit League |
| Home Facility (Cap.) | Indiana Farmers Coliseum (6,800) |
| Chancellor | Nasser Paydar |
| Athletics Director | Dr. Roderick Perry |
| Website | www.IUPUIJags.com |
| Twitter | @IUPUIJaguars |
| Athletics Phone | (317) 278-5247 |
| Mailing Address | 1000 Waterway Blvd. Indianapolis, IN 46202 |

BASKETBALL HISTORY

| | |
|---|---------------------------|
| First Yr. of basketball | 1972 |
| Seasons of basketball | 45th |
| Seasons of Division I basketball | 19th |
| Division I (1998-pres.) Record | 246-263 (.483) |
| NCAA Appearances | 1 |
| Last NCAA Appearance | 2003 |
| Last Postseason Appearance | 2010 (CBI - Second Round) |

points, 11 rebounds and two blocked shots per game as a senior, earning Third Team All-Broward County honors for 4A-2A schools.

Borgman, a skilled 6-foot-9 forward, averaged better than 18 points, eight rebounds and three blocked shots per game at Jac-Cen-Del High School.

Hudson, a 5-foot-11 guard, posted 11 points, four assists and 1.5 steals per game at Don Bosco Prep after a four-year career at Jeffersonville High School.

SEEING RED

True freshmen **Evan Borgman** and **Elyjah Goss** are expected to redshirt the season, leaving Gardner with 14 players at his disposal when the team is fully healthy.

MEDIA DEALS

Virtually every IUPUI game will be heard on 97.5 FM Fox Sports Radio and 1260 WNDE in Central Indiana this year. Morgan Adcock (pxp) returns to the mic as the Voice of the Jaguars again this season.

In addition, every IUPUI home game will be broadcast on ESPN3 as Greg Rakestraw (pxp) and Hall of Famer Bob Lovell (analyst) will be the primary tandem on the call.

SMART CATS

Led by O'Leary's 3.79 mark, five returners boast a GPA of 3.0 or better heading into the fall semester. Below is a rundown of those individuals:

O'Leary - 3.79 (Management)
Brennan - 3.39
(Organizational Leadership & Supervision)
McCall - 3.28 (Informatics)
Sinn - 3.18 (Sports Management)
N. Thomas - 3.11
(Organizational Leadership & Supervision)

PLAYING PERCENTAGES

Below are the percentages returning of IUPUI's major statistical categories in 2016-17.

POINTS: 56.8% returns (1238/2181)
REBOUNDS: 51.4% returns (521/1014)
ASSISTS: 61.7% returns (219/355)
MINUTES: 51.6% returns (3,325/6,450)
3's MADE: 60.1% returns (110/183)
BLOCKS: 38.3% returns (31/81)
STEALS: 54.0% returns (115/213)

THE DEPARTED

IUPUI's two-man senior class of **Marcellus Barksdale** and **Mason Archie** are both considered

key losses, particularly at the defensive end.

The 6-foot-5 Barksdale finished his career ranked second all-time in games played (134) and made 95 starts in an IUPUI uniform. He was a two-time honorable mention All-Summit League selection, averaging 8.5 points and 5.1 rebounds per game his final season. He also finished his IUPUI career ranked among the program's top-10 all-time in rebounds, steals and blocked shots.

Archie, a two-year letterwinner, started 44 times in 62 appearances in an IUPUI uniform. He averaged 6.2 points per game and hit 51 treys and was considered the Jags' top perimeter defender last season.

Both inked professional deals this past summer with Barksdale signing to play with TG s.Oliver Wuerzburg in Germany's Pro B League and Archie signing with Barreteros de Zacatecas in the top league in Mexico (LNBP).

7,054 POINTS

Few coaching staffs can match the production of the IUPUI coaching quartet during their respective playing days. All total, IUPUI's four coaches combined to score 7,054 points in their four-year careers, led by Gardner's 1,984 points at Arizona. Gardner later had his No. 22 jersey retired at Arizona.

Scott Gillespie scored 1,871 points in his four years at Ripon (Wisc.) College while Associate Head Coach Matt Crenshaw tallied 938 points in four seasons with the Jaguars.

The newest addition to the IUPUI coaching staff, former Purdue standout Roy Hairston, scored 574 points in two years with the Boilermakers from 1995-97. He scored 1,687 points in two seasons at Hutchinson (Kan.) Community College, finishing as the program's all-time leading scorer and earning a spot in the NJCAA Hall of Fame.

ANOTHER NEW FACE

IUPUI added another new face to the bench in the offseason as longtime Cathedral High School head coach Andy Fagan joined the Jaguars' staff as a Senior Advisor.

Fagan hired Gardner as an assistant at Cathedral prior to his taking a job on the Loyola staff. Fagan coached the Irish to a state runner-up finish in 2013 and city championships in 2012 and 2013.

He coached a number of Division I players, including Collin Hartman (Indiana), Matt Gregory (Notre Dame) and Mo Evans (Fort Wayne).

2016-17 MISCELLANEOUS STATISTICS

IUPUI'S RECORD WHEN...

| | '16-17 | 2017 | Under |
|-----------------------------|---------|--------|---------|
| | Overall | Summit | Gardner |
| Home: | 0-0 | 0-0 | 13-10 |
| Away: | 0-1 | 0-0 | 10-28 |
| Neutral: | 0-0 | 0-0 | 0-3 |
| Overtime: | 0-0 | 0-0 | 2-6 |
| Lead @ Halftime: | 0-0 | 0-0 | 18-5 |
| Trail @ Halftime: | 0-1 | 0-0 | 4-33 |
| Tied @ Halftime: | 0-0 | 0-0 | 1-3 |
| Leading w/ 5:00 left: | 0-0 | 0-0 | 17-3 |
| Trailing w/ 5:00 left: | 0-1 | 0-0 | 3-36 |
| Tied w/ 5:00 left: | 0-0 | 0-0 | 3-2 |
| Shooting 50% or better: | 0-0 | 0-0 | 11-1 |
| Shooting 40-50%: | 0-1 | 0-0 | 11-17 |
| Shooting less than 40%: | 0-0 | 0-0 | 1-23 |
| Shooting better % than opp. | 0-1 | 0-0 | 21-6 |
| Shooting worse % than opp. | 0-0 | 0-0 | 2-35 |
| Scoring less than 60: | 0-0 | 0-0 | 3-21 |
| Score 60-69 pts: | 0-0 | 0-0 | 4-12 |
| Score 70-79 pts: | 0-0 | 0-0 | 10-5 |
| Score 80-89 pts: | 0-1 | 0-0 | 6-3 |
| Score 90+ pts: | 0-0 | 0-0 | 0-0 |
| Opp. scores less than 60: | 0-0 | 0-0 | 5-5 |
| Opp. scores 60-69 pts: | 0-0 | 0-0 | 11-11 |
| Opp. scores 70-79 pts: | 0-0 | 0-0 | 4-14 |
| Opp. scores 80-89 pts: | 0-0 | 0-0 | 3-8 |
| Opp. scores 90+ pts: | 0-1 | 0-0 | 0-3 |
| Commit less TO than opp. | 0-0 | 0-0 | 9-13 |
| Commit more TO than opp. | 0-1 | 0-0 | 14-26 |
| Commit same TO as opp. | 0-0 | 0-0 | 0-2 |
| Outrebound opponent: | 0-0 | 0-0 | 14-13 |
| Outrebounded: | 0-0 | 0-0 | 9-26 |
| Rebounding is equal: | 0-1 | 0-0 | 0-2 |
| Bench outscores opp.: | 0-1 | 0-0 | 20-26 |
| Bench is outscored: | 0-0 | 0-0 | 3-14 |
| Bench scoring is equal: | 0-0 | 0-0 | 0-1 |
| Hit more FT than opp.: | 0-0 | 0-0 | 16-6 |
| Hit less FT than opp.: | 0-1 | 0-0 | 6-33 |
| Hit same FT as opp.: | 0-0 | 0-0 | 1-2 |
| Hit more 3's than opp.: | 0-0 | 0-0 | 7-12 |
| Hit less 3's than opp.: | 0-1 | 0-0 | 13-24 |
| Hit same 3's as opp.: | 0-0 | 0-0 | 3-5 |
| Decided by 5 pts or less: | 0-0 | 0-0 | 14-10 |
| Decided by 6-10 points: | 0-1 | 0-0 | 3-13 |
| Decided by 10+ points: | 0-0 | 0-0 | 6-18 |
| In home whites: | 0-0 | 0-0 | 14-10 |
| In road blacks: | 0-0 | 0-0 | 0-10 |
| In road reds: | 0-1 | 0-0 | 9-21 |
| 6 in double-digits: | 0-0 | 0-0 | 1-0 |
| 5 in double-digits: | 0-0 | 0-0 | 1-1 |
| 4 in double-digits: | 0-1 | 0-0 | 5-5 |
| 3 in double-digits: | 0-0 | 0-0 | 7-7 |
| 2 in double-digits: | 0-0 | 0-0 | 7-23 |
| 1 in double-digits: | 0-0 | 0-0 | 2-3 |
| 0 in double-digits: | 0-0 | 0-0 | 0-2 |
| On Mondays: | 0-0 | 0-0 | 0-6 |
| On Tuesdays: | 0-0 | 0-0 | 0-6 |
| On Wednesdays: | 0-0 | 0-0 | 2-4 |
| On Thursdays: | 0-0 | 0-0 | 2-8 |
| On Fridays: | 0-1 | 0-0 | 3-4 |
| On Saturdays: | 0-0 | 0-0 | 13-10 |
| On Sundays: | 0-0 | 0-0 | 3-3 |
| In November: | 0-1 | 0-0 | 4-10 |
| In December: | 0-0 | 0-0 | 4-12 |
| In January: | 0-0 | 0-0 | 11-6 |
| In February: | 0-0 | 0-0 | 4-11 |
| In March: | 0-0 | 0-0 | 0-2 |

TIMES LED

GAMES WITH

TOTAL

| Player | Pts. | Reb. | Ass. | Stl. | Blk. | 10+ Pts. | 20+ Pts. | 10+ Reb. | 3+ Ass. | 3+ Blk. | 3+ Stl. | 3+ 3's | Dunks | Dbl-Dbls |
|--------------|------|------|------|------|------|----------|----------|----------|---------|---------|---------|--------|-------|----------|
| 0-Combs | 1/19 | 0/1 | 1/15 | 1/11 | 0/0 | 1/27 | 1/10 | 0/0 | 1/13 | 0/0 | 0/5 | 0/10 | 0/1 | 0/0 |
| 1-Henderson | 0/2 | 0/0 | 0/6 | 0/10 | 0/1 | 1/6 | 0/0 | 0/0 | 0/4 | 0/0 | 0/2 | 0/1 | 0/0 | 0/0 |
| 2-Jones | 0/0 | 0/0 | 0/0 | 0/0 | 0/0 | 0/0 | 0/0 | 0/0 | 0/0 | 0/0 | 0/0 | 0/0 | 0/0 | 0/0 |
| 5-K.Thomas | 0/0 | 0/0 | 0/0 | 1/1 | 0/0 | 1/1 | 0/0 | 0/0 | 0/0 | 0/0 | 0/0 | 0/0 | 0/0 | 0/0 |
| 11-James | 0/0 | 0/1 | 0/0 | 0/3 | 0/8 | 0/1 | 0/0 | 0/1 | 0/0 | 0/0 | 0/1 | 0/0 | 0/0 | 0/0 |
| 12-Hudson | 0/0 | 0/0 | 0/0 | 0/0 | 0/0 | 0/0 | 0/0 | 0/0 | 0/0 | 0/0 | 0/0 | 0/0 | 0/0 | 0/0 |
| 15-O'Leary | 0/3 | 0/13 | 0/8 | 0/9 | 0/7 | 0/18 | 0/1 | 0/2 | 0/12 | 0/0 | 0/3 | 0/1 | 0/2 | 0/1 |
| 20-Sinn | 0/0 | 0/0 | 0/0 | 0/0 | 0/0 | 0/0 | 0/0 | 0/0 | 0/0 | 0/0 | 0/0 | 0/0 | 0/0 | 0/0 |
| 22-McCall | 0/2 | 0/3 | 0/3 | 1/7 | 0/1 | 0/4 | 0/0 | 0/0 | 0/4 | 0/0 | 0/1 | 0/0 | 0/5 | 0/0 |
| 24-Hall | 0/0 | 1/3 | 0/1 | 0/3 | 1/5 | 0/4 | 0/0 | 1/1 | 0/2 | 0/0 | 0/0 | 0/0 | 0/1 | 0/0 |
| 25-Patterson | 0/0 | 0/0 | 0/0 | 0/0 | 0/0 | 1/1 | 0/0 | 0/0 | 0/0 | 0/0 | 0/0 | 1/1 | 0/0 | 0/0 |
| 32-Goss | 0/0 | 0/0 | 0/0 | 0/0 | 0/0 | 0/0 | 0/0 | 0/0 | 0/0 | 0/0 | 0/0 | 0/0 | 0/0 | 0/0 |
| 33-Fraser | 0/0 | 0/0 | 0/0 | 0/0 | 0/0 | 0/0 | 0/0 | 0/0 | 0/0 | 0/0 | 0/0 | 0/0 | 0/0 | 0/0 |
| 35-N.Thomas | 0/0 | 0/0 | 0/0 | 0/0 | 0/0 | 0/0 | 0/0 | 0/0 | 0/0 | 0/0 | 0/0 | 0/0 | 0/0 | 0/0 |
| 40-Borgman | 0/0 | 0/0 | 0/0 | 0/0 | 0/0 | 0/0 | 0/0 | 0/0 | 0/0 | 0/0 | 0/0 | 0/0 | 0/0 | 0/0 |
| 45-Brennan | 0/2 | 0/1 | 0/5 | 0/5 | 1/12 | 0/9 | 0/0 | 0/0 | 1/3 | 1/1 | 0/3 | 0/0 | 0/3 | 0/0 |

totals listed by season/career

SPECIALTY STATS (IUPUI/OPP)

PP = Points in the Paint; POT = Points off Turnover; 2nd = 2nd Chance Points; BP = Bench Points

| Opponent | Result | PP | POT | 2nd | BP | Largest Lead | Largest Deficit | Lead Changes | Ties |
|------------------------|----------|-----------|-----------|----------|-----------|--------------|-----------------|--------------|------|
| # St. Joseph's College | W, 87-74 | 40/14 | 18/26 | 12/6 | 35/20 | 25 | 1 | 1 | 1 |
| at Eastern Kentucky | L, 87-97 | 30/20 | 10/17 | 8/19 | 29/19 | 1 | 24 | 2 | 0 |
| at Michigan | | | | | | | | | |
| Howard | | | | | | | | | |
| E. Michigan/Gard-Webb | | | | | | | | | |
| at Marquette | | | | | | | | | |
| at SIUE | | | | | | | | | |
| at Illinois State | | | | | | | | | |
| at Ball State | | | | | | | | | |
| at Illinois | | | | | | | | | |
| at Miami (Ohio) | | | | | | | | | |
| Urbana | | | | | | | | | |
| at Southern Utah | | | | | | | | | |
| at Northwestern | | | | | | | | | |
| Marian | | | | | | | | | |
| *Western Illinois | | | | | | | | | |
| *at North Dakota State | | | | | | | | | |
| *at South Dakota | | | | | | | | | |
| *Omaha | | | | | | | | | |
| *at Oral Roberts | | | | | | | | | |
| *South Dakota State | | | | | | | | | |
| *Denver | | | | | | | | | |
| *at Fort Wayne | | | | | | | | | |
| *at Western Illinois | | | | | | | | | |
| *North Dakota State | | | | | | | | | |
| *at Omaha | | | | | | | | | |
| *Oral Roberts | | | | | | | | | |
| *at South Dakota State | | | | | | | | | |
| *at Denver | | | | | | | | | |
| *Fort Wayne | | | | | | | | | |
| *South Dakota | | | | | | | | | |
| Summit Quarters | | | | | | | | | |
| Summit Semis | | | | | | | | | |
| Summit Finals | | | | | | | | | |
| Season Highs | | 30/20 | 10/17 | 8/19 | 29/19 | 1 | 24 | 2 | 0 |
| Season Lows | | 30/20 | 10/17 | 8/19 | 29/19 | 1 | 24 | 2 | 0 |
| Totals | | 30/20 | 10/17 | 8/19 | 29/19 | 1 | 24 | 2 | 0 |
| Averages | | 30.0/20.0 | 10.0/17.0 | 8.0/19.0 | 29.0/19.0 | | | 2.0 | 0.0 |

WIN/LOSS MARGINS

| Margin | W | L |
|--------|---|---|
| 1 | | |
| 2 | | |
| 3 | | |
| 4 | | |
| 5 | | |
| 6 | | |
| 7 | | |
| 8 | | |
| 9 | | |
| 10 | | 1 |
| 11-15 | | |
| 16-20 | | |
| 21-30 | | |
| 30+ | | |

2016-2017 IUPUI STATISTICS

IUPUI Basketball IUPUI Combined Team Statistics (as of Nov 11, 2016) All games



| RECORD: | OVERALL | HOME | AWAY | NEUTRAL |
|----------------|---------|------|------|---------|
| ALL GAMES | 0-1 | 0-0 | 0-1 | 0-0 |
| CONFERENCE | 0-0 | 0-0 | 0-0 | 0-0 |
| NON-CONFERENCE | 0-1 | 0-0 | 0-1 | 0-0 |

| # | Player | gp-gs | min | avg | Total | | 3-Point | | F-Throw | | Rebounds | | | | pf | dq | a | to | blk | stl | pts | avg |
|----------------|------------------|-------|-----|------|--------|-------|---------|-------|---------|-------|----------|-----|-----|------|----|----|----|----|-----|-----|-----|------|
| | | | | | fg-fga | fg% | 3fg-fga | 3fg% | ft-fa | ft% | off | def | tot | avg | | | | | | | | |
| 00 | COMBS, Darell | 1-1 | 37 | 37.0 | 10-19 | .526 | 1-5 | .200 | 7-8 | .875 | 0 | 0 | 0 | 0.0 | 4 | 0 | 4 | 3 | 0 | 1 | 28 | 28.0 |
| 05 | THOMAS, Kellon | 1-1 | 26 | 26.0 | 3-10 | .300 | 1-4 | .250 | 4-4 | 1.000 | 1 | 3 | 4 | 4.0 | 4 | 0 | 2 | 1 | 0 | 1 | 11 | 11.0 |
| 25 | PATTERSON, Ron | 1-1 | 23 | 23.0 | 4-8 | .500 | 3-6 | .500 | 0-0 | .000 | 0 | 0 | 0 | 0.0 | 5 | 1 | 1 | 3 | 1 | 0 | 11 | 11.0 |
| 01 | HENDERSON, T.J. | 1-0 | 18 | 18.0 | 3-7 | .429 | 2-5 | .400 | 2-2 | 1.000 | 1 | 2 | 3 | 3.0 | 5 | 1 | 1 | 0 | 0 | 0 | 10 | 10.0 |
| 45 | BRENNAN, Aaron | 1-0 | 20 | 20.0 | 3-6 | .500 | 1-1 | 1.000 | 2-2 | 1.000 | 0 | 4 | 4 | 4.0 | 4 | 0 | 3 | 2 | 2 | 0 | 9 | 9.0 |
| 15 | O'LEARY, Matt | 1-1 | 22 | 22.0 | 3-9 | .333 | 1-4 | .250 | 0-0 | .000 | 3 | 3 | 6 | 6.0 | 4 | 0 | 2 | 2 | 0 | 0 | 7 | 7.0 |
| 22 | McCALL, D.J. | 1-0 | 24 | 24.0 | 1-3 | .333 | 0-0 | .000 | 3-4 | .750 | 0 | 3 | 3 | 3.0 | 3 | 0 | 1 | 0 | 0 | 1 | 5 | 5.0 |
| 11 | JAMES, Josh | 1-0 | 8 | 8.0 | 1-1 | 1.000 | 0-0 | .000 | 1-2 | .500 | 1 | 3 | 4 | 4.0 | 4 | 0 | 0 | 0 | 0 | 0 | 3 | 3.0 |
| 33 | FRASER, Giovanni | 1-0 | 4 | 4.0 | 1-1 | 1.000 | 0-0 | .000 | 0-0 | .000 | 0 | 0 | 0 | 0.0 | 1 | 0 | 0 | 1 | 0 | 0 | 2 | 2.0 |
| 24 | HALL, Evan | 1-1 | 18 | 18.0 | 0-2 | .000 | 0-0 | .000 | 1-5 | .200 | 3 | 7 | 10 | 10.0 | 3 | 0 | 0 | 2 | 2 | 0 | 1 | 1.0 |
| Team | | | | | | | | | | | 3 | 0 | 3 | | | | | | | | | |
| Total..... | | 1 | 200 | | 29-66 | .439 | 9-25 | .360 | 20-27 | .741 | 12 | 25 | 37 | 37.0 | 37 | 2 | 14 | 14 | 5 | 3 | 87 | 87.0 |
| Opponents..... | | 1 | 200 | | 21-52 | .404 | 10-25 | .400 | 45-56 | .804 | 10 | 27 | 37 | 37.0 | 28 | - | 11 | 13 | 3 | 3 | 97 | 97.0 |

| TEAM STATISTICS | IUPUI | OPP |
|------------------------|-------|--------|
| SCORING | 87 | 97 |
| Points per game | 87.0 | 97.0 |
| Scoring margin | -10.0 | - |
| FIELD GOALS-ATT | 29-66 | 21-52 |
| Field goal pct | .439 | .404 |
| 3 POINT FG-ATT | 9-25 | 10-25 |
| 3-point FG pct | .360 | .400 |
| 3-pt FG made per game | 9.0 | 10.0 |
| FREE THROWS-ATT | 20-27 | 45-56 |
| Free throw pct | .741 | .804 |
| F-Throws made per game | 20.0 | 45.0 |
| REBOUNDS | 37 | 37 |
| Rebounds per game | 37.0 | 37.0 |
| Rebounding margin | +0.0 | - |
| ASSISTS | 14 | 11 |
| Assists per game | 14.0 | 11.0 |
| TURNOVERS | 14 | 13 |
| Turnovers per game | 14.0 | 13.0 |
| Turnover margin | -1.0 | - |
| Assist/turnover ratio | 1.0 | 0.8 |
| STEALS | 3 | 3 |
| Steals per game | 3.0 | 3.0 |
| BLOCKS | 5 | 3 |
| Blocks per game | 5.0 | 3.0 |
| ATTENDANCE | 0 | 2300 |
| Home games-Avg/Game | 0-0 | 1-2300 |
| Neutral site-Avg/Game | - | 0-0 |

| Date | Opponent | Score | Att. |
|----------|---------------------|---------|------|
| 11/11/16 | at Eastern Kentucky | L 87-97 | 2300 |

* = Summit League game

| Score by Periods | 1st | 2nd | Totals |
|------------------|-----|-----|--------|
| IUPUI | 28 | 59 | 87 |
| Opponents | 42 | 55 | 97 |

2015-2016 IUPUI STATISTICS - SUMMIT LEAGUE ONLY

IUPUI Basketball IUPUI Combined Team Statistics (as of Feb 27, 2016) Conference games



| RECORD: | OVERALL | HOME | AWAY | NEUTRAL |
|----------------|----------------|-------------|-------------|----------------|
| ALL GAMES | 9-7 | 6-2 | 3-5 | 0-0 |
| CONFERENCE | 9-7 | 6-2 | 3-5 | 0-0 |
| NON-CONFERENCE | 0-0 | 0-0 | 0-0 | 0-0 |

| # | Player | gp-gs | min | avg | Total | | 3-Point | | F-Throw | | Rebounds | | | | pf | dq | a | to | blk | stl | pts | avg |
|----------------|----------------------|-------|------|------|---------|------|---------|------|---------|------|----------|-----|-----|------|-----|----|-----|-----|-----|-----|------|------|
| | | | | | fg-fga | fg% | 3fg-fga | 3fg% | ft-fa | ft% | off | def | tot | avg | | | | | | | | |
| 00 | Combs, Darell | 16-16 | 505 | 31.6 | 91-202 | .450 | 33-71 | .465 | 54-72 | .750 | 5 | 32 | 37 | 2.3 | 50 | 2 | 36 | 39 | 1 | 15 | 269 | 16.8 |
| 15 | O'Leary, Matt | 16-16 | 454 | 28.4 | 70-137 | .511 | 13-51 | .255 | 19-37 | .514 | 19 | 78 | 97 | 6.1 | 42 | 2 | 38 | 30 | 2 | 19 | 172 | 10.8 |
| 22 | Barksdale, Marcellus | 16-16 | 507 | 31.7 | 57-120 | .475 | 4-13 | .308 | 46-58 | .793 | 22 | 61 | 83 | 5.2 | 33 | 0 | 28 | 28 | 20 | 25 | 164 | 10.3 |
| 04 | Pickett, Jordan | 14-0 | 351 | 25.1 | 49-112 | .438 | 9-29 | .310 | 29-35 | .829 | 5 | 17 | 22 | 1.6 | 21 | 0 | 23 | 17 | 2 | 14 | 136 | 9.7 |
| 33 | Osborne, Nick | 15-0 | 296 | 19.7 | 54-111 | .486 | 9-22 | .409 | 12-18 | .667 | 26 | 56 | 82 | 5.5 | 50 | 2 | 3 | 16 | 4 | 6 | 129 | 8.6 |
| 24 | Hall, Evan | 9-7 | 164 | 18.2 | 23-40 | .575 | 0-0 | .000 | 6-15 | .400 | 16 | 17 | 33 | 3.7 | 21 | 1 | 8 | 4 | 4 | 3 | 52 | 5.8 |
| 45 | Brennan, Aaron | 16-9 | 286 | 17.9 | 29-73 | .397 | 0-3 | .000 | 16-20 | .800 | 13 | 46 | 59 | 3.7 | 36 | 0 | 21 | 15 | 6 | 8 | 74 | 4.6 |
| 02 | Archie, Mason | 16-16 | 416 | 26.0 | 26-70 | .371 | 5-24 | .208 | 17-22 | .773 | 19 | 37 | 56 | 3.5 | 37 | 0 | 21 | 22 | 1 | 8 | 74 | 4.6 |
| 01 | Henderson, T.J. | 16-0 | 189 | 11.8 | 18-45 | .400 | 10-23 | .435 | 11-12 | .917 | 2 | 15 | 17 | 1.1 | 14 | 0 | 9 | 18 | 1 | 13 | 57 | 3.6 |
| 31 | Hubler, John | 6-0 | 30 | 5.0 | 3-5 | .600 | 3-5 | .600 | 0-0 | .000 | 0 | 3 | 3 | 0.5 | 2 | 0 | 0 | 1 | 0 | 0 | 9 | 1.5 |
| 20 | Sinn, Grant | 3-0 | 2 | 0.7 | 0-2 | .000 | 0-2 | .000 | 0-0 | .000 | 0 | 0 | 0 | 0.0 | 0 | 0 | 0 | 1 | 0 | 0 | 0 | 0.0 |
| Team | | | | | | | | | | | 23 | 25 | 48 | | | | | 3 | | | | |
| Total..... | | 16 | 3200 | | 420-917 | .458 | 86-243 | .354 | 210-289 | .727 | 150 | 387 | 537 | 33.6 | 306 | 7 | 187 | 194 | 41 | 111 | 1136 | 71.0 |
| Opponents..... | | 16 | 3200 | | 414-901 | .459 | 92-274 | .336 | 222-313 | .709 | 143 | 394 | 537 | 33.6 | 268 | 4 | 177 | 199 | 62 | 113 | 1142 | 71.4 |

| TEAM STATISTICS | IUPUI | OPP | Date | Opponent | Score | Att. |
|------------------------|---------|---------|---------------------|-----------------------|---------|------|
| SCORING | 1136 | 1142 | * 01/01/16 | at South Dakota | w 77-66 | 1776 |
| Points per game | 71.0 | 71.4 | * 01/03/16 | at Omaha | L 71-76 | 1579 |
| Scoring margin | -0.4 | - | * 01/07/16 | SOUTH DAKOTA STATE | w 74-67 | 866 |
| FIELD GOALS-ATT | 420-917 | 414-901 | * 01/09/16 | at Western Illinois | w 67-60 | 1002 |
| Field goal pct | .458 | .459 | * 01/14/16 | ORAL ROBERTS | L 71-80 | 1006 |
| 3 POINT FG-ATT | 86-243 | 92-274 | * 01/16/16 | DENVER | w 76-61 | 1140 |
| 3-point FG pct | .354 | .336 | * 01/23/16 | at IPFW | w 84-82 | 1530 |
| 3-pt FG made per game | 5.4 | 5.8 | * 01/29/16 | WESTERN ILLINOIS | w 69-67 | 883 |
| FREE THROWS-ATT | 210-289 | 222-313 | * 01/31/16 | NORTH DAKOTA STATE | w 73-72 | 1113 |
| Free throw pct | .727 | .709 | * 02/04/16 | at Denver | L 51-53 | 1135 |
| F-Throws made per game | 13.1 | 13.9 | * 02/06/16 | at South Dakota State | L 58-80 | 3792 |
| REBOUNDS | 537 | 537 | * 02/11/16 | at Oral Roberts | L 56-77 | 2995 |
| Rebounds per game | 33.6 | 33.6 | * 02/17/16 | OMAHA | w 88-76 | 1044 |
| Rebounding margin | +0.0 | - | * 02/20/16 | at North Dakota State | L 59-63 | 3812 |
| ASSISTS | 187 | 177 | * 02/25/16 | SOUTH DAKOTA | L 82-85 | 946 |
| Assists per game | 11.7 | 11.1 | * 02/27/16 | IPFW | w 80-77 | 1675 |
| TURNOVERS | 194 | 199 | * = Conference game | | | |
| Turnovers per game | 12.1 | 12.4 | | | | |
| Turnover margin | +0.3 | - | | | | |
| Assist/turnover ratio | 1.0 | 0.9 | | | | |
| STEALS | 111 | 113 | | | | |
| Steals per game | 6.9 | 7.1 | | | | |
| BLOCKS | 41 | 62 | | | | |
| Blocks per game | 2.6 | 3.9 | | | | |
| ATTENDANCE | 8673 | 17621 | | | | |
| Home games-Avg/Game | 8-1084 | 8-2203 | | | | |
| Neutral site-Avg/Game | - | 0-0 | | | | |

| Score by Periods | 1st | 2nd | Totals |
|------------------|-----|-----|--------|
| IUPUI | 537 | 599 | 1136 |
| Opponents | 511 | 631 | 1142 |

2016-2017 COMPARISON STATISTICS

| Opponent | 1st | 2nd | Score | Mar | Total FG | FG Pct | 3-Pointers | 3FG Pct | Free Throws | FT Pct | Rebounds | Assist | T/Over | Block | Steal | Fouls | |
|------------------|-------|-------|-------|------|-------------|-----------|------------|-----------|-------------|-----------|----------|--------|--------|-------|-------|-------|-------|
| Eastern Kentucky | 28/42 | 59/55 | 87-97 | (10) | 29-66/21-52 | .439/.404 | 9-25/10-25 | .360/.400 | 20-27/45-56 | .741/.804 | 37/37 | - | 14/11 | 14/13 | 5/3 | 3/3 | 37/28 |

Note: Game totals are displayed in the format TEAM/OPPONENT for each category

2016-2017 TEAM SUPERLATIVES

| <i>IUPUI High</i> | <i>IUPUI Low</i> | <i>Statistical Category</i> | <i>Opponent High</i> | <i>Opponent Low</i> |
|-------------------|------------------|-----------------------------|----------------------|---------------------|
| --- | --- | Points | --- | --- |
| --- | --- | First Half Points | --- | --- |
| --- | --- | Second Half Points | --- | --- |
| --- | --- | Field Goals | --- | --- |
| --- | --- | Field Goal Attempts | --- | --- |
| --- | --- | FG Percentage | --- | --- |
| --- | --- | 3-Point Field Goals | --- | --- |
| --- | --- | 3-Point Field Goal Att. | --- | --- |
| --- | --- | 3-Point FG Percentage | --- | --- |
| --- | --- | Free Throws | --- | --- |
| --- | --- | Free Throw Attempts | --- | --- |
| --- | --- | Free Throw Percentage | --- | --- |
| --- | --- | Offensive Rebounds | --- | --- |
| --- | --- | Defensive Rebounds | --- | --- |
| --- | --- | Total Rebounds | --- | --- |
| --- | --- | Fouls | --- | --- |
| --- | --- | Assists | --- | --- |
| --- | --- | Turnovers | --- | --- |
| --- | --- | Blocked Shots | --- | --- |
| --- | --- | Steals | --- | --- |

2016-2017 POINTS-REBOUNDS-ASSISTS

| Opponent | Date | Score | 00 COMBS,DARE | 01 HENDERSON, | 05 THOMAS,KEL | 11 JAMES,JOSH | 15 O'LEARY,MA | 22 MCCALL,DJ | 24 HALL,EVAN |
|---------------------|----------|---------|------------------|------------------|------------------|------------------|------------------|-----------------|-----------------|
| at Eastern Kentucky | 11/11/16 | 87-97 L | 28-0-4 | 10-3-1 | 11-4-2 | 3-4-0 | 7-6-2 | 5-3-1 | 1-10-0 |

| Opponent | Date | Score | 25 PATTERSON, | 33 FRASER,GIO | 45 BRENNAN,AA |
|---------------------|----------|---------|------------------|------------------|------------------|
| at Eastern Kentucky | 11/11/16 | 87-97 L | 11-0-1 | 2-0-0 | 9-4-3 |

2016-2017 INDIVIDUAL SUPERLATIVES

| | <i>IUPUI</i> | <i>Opponent</i> |
|---|---|---|
| Points | 28 - Darell Combs at EKU (11/11/16) | 24 - Nick Mayo at EKU (11/11/16) |
| Field Goals Made | 10 - Darell Combs at EKU (11/11/16) | 5 - Nick Mayo at EKU (11/11/16) |
| Field Goals Attempted | 19 - Darell Combs at EKU (11/11/16) | 10 - Nick Mayo at EKU (11/11/16) |
| Highest FG Pct. (min. 5 made) | .526 (10-19) - Darell Combs at EKU (11/11/16) | .500 (5-10) - Nick Mayo at EKU (11/11/16) |
| 3-Pt Field Goals Made | 3 - Ron Patterson at EKU (11/11/16) | 3 - twice |
| 3-Pt Field Goals Attempted | 6 - Ron Patterson at EKU (11/11/16) | 5 - three times |
| 3-Pt FG Pct. (min. 3 made) | .500 (3-6) - Ron Patterson at EKU (11/11/16) | .600 (3-5) - twice |
| Free Throws Made | 7 - Darell Combs at EKU (11/11/16) | 16 - Asante Gist at EKU (11/11/16) |
| Free Throws Attempted | 8 - Darell Combs at EKU (11/11/16) | 22 - Asante Gist at EKU (11/11/16) |
| Free Throw Pct. (min. 5 made) | .875 (7-8) - Darell Combs at EKU (11/11/16) | 1.000 (12-12) - Nick Mayo at EKU (11/11/16) |
| Offensive Rebounds | 3 - twice | 4 - DeAndre Dishman at EKU (11/11/16) |
| Defensive Rebounds | 7 - Evan Hall at EKU (11/11/16) | 6 - twice |
| Total Rebounds | 10 - Evan Hall at EKU (11/11/16) | 8 - Nick Mayo at EKU (11/11/16) |
| Assists | 4 - Darell Combs at EKU (11/11/16) | 5 - Asante Gist at EKU (11/11/16) |
| Turnovers | 3 - twice | 4 - Jaylen Babb-Harrison at EKU (11/11/16) |
| Blocked Shots | 2 - twice | 2 - Zach Charles at EKU (11/11/16) |
| Steals | 1 - three times | 2 - Isaac McGlone at EKU (11/11/16) |
| Minutes Played (regulation game) | 37 - Darell Combs at EKU (11/11/16) | 36 - Isaac McGlone at EKU (11/11/16) |
| Minutes Played (OT game) | --- | --- |

2016-2017 GAME-BY-GAME LEADERS / STARTING FIVES

| <i>Opponent</i> | <i>Starting 5</i> | <i>Points</i> | <i>Rebounds</i> | <i>Assists</i> | <i>Blocks</i> | <i>Steals</i> |
|------------------|-------------------------------------|---------------|-----------------|----------------|---------------|---------------|
| # St. Joseph's | Combs-Hall-O'Leary-Patterson-Thomas | 2 tied w/ 14 | 2 tied w/ 7 | 2 tied w/ 4 | 5 tied w/ 1 | 3 tied w/ 1 |
| at E. Kentucky | Combs-Hall-O'Leary-Patterson-Thomas | Combs (28) | Hall (10) | Combs (4) | 2 tied w/ 2 | 3 tied w/ 1 |
| at Michigan | | | | | | |
| Howard | | | | | | |
| EMU/Gard-Webb | | | | | | |
| at Marquette | | | | | | |
| at SIUE | | | | | | |
| at Illinois St. | | | | | | |
| at Ball St. | | | | | | |
| at Illinois | | | | | | |
| at Miami (OH) | | | | | | |
| Urbana | | | | | | |
| at Southern Utah | | | | | | |
| at Northwestern | | | | | | |
| Marian | | | | | | |
| W. Illinois | | | | | | |
| at N. Dakota St. | | | | | | |
| at S. Dakota | | | | | | |
| Omaha | | | | | | |
| at Oral Roberts | | | | | | |
| S. Dakota St. | | | | | | |
| Denver | | | | | | |
| at Fort Wayne | | | | | | |
| at W. Illinois | | | | | | |
| N. Dakota St. | | | | | | |
| at Omaha | | | | | | |
| Oral Roberts | | | | | | |
| at S. Dakota St. | | | | | | |
| at Denver | | | | | | |
| Fort Wayne | | | | | | |
| S. Dakota | | | | | | |
| Summit Quarters | | | | | | |
| Summit Semis | | | | | | |
| Summit Finals | | | | | | |

HEAD COACH JASON GARDNER



Jason Gardner was named the eighth head coach in IUPUI men's basketball program's history on April 2, 2014. Gardner, the 1999 winner of the Indiana Mr. Basketball Award, spent a year on the University of Memphis bench and two seasons at Loyola prior to that.

In his first season on the Jaguars' bench, he guided IUPUI to 10 wins, more than tripling the program's Division I win total from a year prior. His hiring paid immediate dividends on the recruiting trail, as he immediately inked five Division I transfers, four of whom were former in-state

standouts.

In year two, Gardner led the Jags to a 13-win season against one of the nation's stiffest schedules, including a 9-7 mark in league play and a finish in the top half of the league standings.

Gardner has shown he's a proven recruiter, inking talent, both through high school signees, transfers and graduate transfers.

While at Memphis, Gardner helped the Tigers to a 24-10 record as Shaq Goodwin and Joe Jackson earned All-Conference accolades. In addition, Memphis forward Austin Nichols was a unanimous selection to the American Athletics Conference All-Rookie Team after averaging 9.1 points and 4.2 boards per game. Gardner was a college teammate of current Memphis Head Coach Josh Pastner at Arizona.

Prior to coming to Memphis, Gardner was an assistant under Porter Moser at Loyola, helping the Ramblers to an eight-game improvement from 2011-12 to 2012-13. He coached Ben Averkamp to All-Horizon League accolades for two straight seasons, while Loyola point guard Cully Payne was a Bob Cousy Award nominee. He also helped recruit one of the top signing classes in the Horizon League prior to the 2012-13 season. Gardner's coaching career began in 2010 when he served as an assistant at nearby Cathedral High School.

Gardner's racked up numerous accolades during his prestigious high school, college and professional playing careers. He was a 1999 McDonald's and Parade All-American while at North Central High School, finishing his prep career with a school record 1,669 points. He was a two-time Gatorade Circle of Champions Indiana Player of the Year and was named the 1998-99 Indianapolis County Player of the Year by The Indianapolis Star and Indianapolis News. His senior season, he helped NCHS to the IHSAA 4A state championship and Tournament of Champions title while averaging 22.6 points, 4.7 rebounds, 4.0 assists and 3.0 steals per game.

The 5-foot-10 point guard was recruited to the University of Arizona by legendary Head Coach Lute Olsen, where he was a four-year All-American for the Wildcats. He was the 2002-03 Naismith National Player of the Year and Lowe's Senior CLASS award recipient. He was the 2000 consensus National Freshman of the Year and closed his career as one of four players in Pac-12 history with 1,500 points, 500 assists and 200 steals for a career. He helped lead Arizona to two Pac-12 regular season titles (2000, 2003) and four consecutive NCAA Tournament berths. The Wildcats made three Sweet Sixteens (2001, 2002, 2003), two Elite Eights (2001, 2003) and were the NCAA national runner-up in 2001. All total, Arizona won 107 games during Gardner's four seasons and he still holds school records for games started (135) and minutes played (4,825), while ranking third in school history with 1,984 career points. He also finished second in threes made (318) and fourth in assists (622). He earned his degree from the university in 2011 in disciplinary studies.

Gardner later played professionally overseas for more than eight years, primarily in Germany. In 2009, he was named MVP of German Basketball Bundesliga after helping Oldenburg to the league crown, averaging 13.7 points, 4.0 assists and 3.0 boards per game. He was a two-time Basketball Bundesliga All-Star, including starting the 2007 game.

Gardner is married to the former Jacquelyn Maxberry and the couple has four children, Jasper, Jason Jr., Jacob and Jackson.



THE GARDNER FILE

School:Arizona, '11

Seasons with IUPUI: third season

Career Record: 23-41 (3rd year)

Coaching Experience:

..... 2014-pres., Head Coach, IUPUI

..... 2013-14, Assistant Coach, Memphis

..... 2011-13, Assistant Coach, Loyola (Ill.)

..... 2010-11, Assistant Coach, Cathedral H.S.



IUPUI PLAYER CAREER STATS

BRENNAN, Aaron

| Season | gp-gs | min/avg | Total | | 3-Point | | F-Throws | | Rebounds | | | | pf | fo | ast | to | blk | stl | Scoring | |
|---------|-------|-----------|---------|------|---------|-------|----------|-------|----------|-----|-----|-----|-----|----|-----|----|-----|-----|---------|-----|
| | | | fg-fga | pct | fg-fga | pct | ft-fta | pct | off | def | tot | avg | | | | | | | pts | avg |
| 2014-15 | 28-24 | 585/20.9 | 71-136 | .522 | 3-8 | .375 | 33-46 | .717 | 36 | 52 | 88 | 3.1 | 72 | 1 | 27 | 44 | 7 | 21 | 178 | 6.4 |
| 2015-16 | 32-9 | 569/17.8 | 55-144 | .382 | 1-9 | .111 | 26-31 | .839 | 37 | 78 | 115 | 3.6 | 68 | 0 | 33 | 31 | 11 | 12 | 137 | 4.3 |
| 2016-17 | 1-0 | 20/20.0 | 3-6 | .500 | 1-1 | 1.000 | 2-2 | 1.000 | 0 | 4 | 4 | 4.0 | 4 | 0 | 3 | 2 | 2 | 0 | 9 | 9.0 |
| TOTAL | 61-33 | 1174/19.2 | 129-286 | .451 | 5-18 | .278 | 61-79 | .772 | 73 | 134 | 207 | 3.4 | 144 | 1 | 63 | 77 | 20 | 33 | 324 | 5.3 |

COMBS, Darell

| Season | gp-gs | min/avg | Total | | 3-Point | | F-Throws | | Rebounds | | | | pf | fo | ast | to | blk | stl | Scoring | |
|---------|-------|----------|---------|------|---------|------|----------|------|----------|-----|-----|-----|----|----|-----|-----|-----|-----|---------|------|
| | | | fg-fga | pct | fg-fga | pct | ft-fta | pct | off | def | tot | avg | | | | | | | pts | avg |
| 2015-16 | 31-29 | 947/30.5 | 165-386 | .427 | 58-139 | .417 | 117-155 | .755 | 12 | 58 | 70 | 2.3 | 93 | 3 | 68 | 101 | 1 | 31 | 505 | 16.3 |
| 2016-17 | 1-1 | 37/37.0 | 10-19 | .526 | 1-5 | .200 | 7-8 | .875 | 0 | 0 | 0 | 0.0 | 4 | 0 | 4 | 3 | 0 | 1 | 28 | 28.0 |
| TOTAL | 32-30 | 984/30.8 | 175-405 | .432 | 59-144 | .410 | 124-163 | .761 | 12 | 58 | 70 | 2.2 | 97 | 3 | 72 | 104 | 1 | 32 | 533 | 16.7 |

FRASER, Giovanni

| Season | gp-gs | min/avg | Total | | 3-Point | | F-Throws | | Rebounds | | | | pf | fo | ast | to | blk | stl | Scoring | |
|---------|-------|---------|--------|-------|---------|------|----------|------|----------|-----|-----|-----|----|----|-----|----|-----|-----|---------|-----|
| | | | fg-fga | pct | fg-fga | pct | ft-fta | pct | off | def | tot | avg | | | | | | | pts | avg |
| 2016-17 | 1-0 | 4/4.0 | 1-1 | 1.000 | 0-0 | .000 | 0-0 | .000 | 0 | 0 | 0 | 0.0 | 1 | 0 | 0 | 1 | 0 | 0 | 2 | 2.0 |
| TOTAL | 1-0 | 4/4.0 | 1-1 | 1.000 | 0-0 | .000 | 0-0 | .000 | 0 | 0 | 0 | 0.0 | 1 | 0 | 0 | 1 | 0 | 0 | 2 | 2.0 |

HALL, Evan

| Season | gp-gs | min/avg | Total | | 3-Point | | F-Throws | | Rebounds | | | | pf | fo | ast | to | blk | stl | Scoring | |
|---------|-------|----------|--------|------|---------|-------|----------|------|----------|-----|-----|------|----|----|-----|----|-----|-----|---------|-----|
| | | | fg-fga | pct | fg-fga | pct | ft-fta | pct | off | def | tot | avg | | | | | | | pts | avg |
| 2015-16 | 23-11 | 383/16.7 | 50-97 | .515 | 1-1 | 1.000 | 19-47 | .404 | 41 | 50 | 91 | 4.0 | 67 | 4 | 14 | 17 | 7 | 10 | 120 | 5.2 |
| 2016-17 | 1-1 | 18/18.0 | 0-2 | .000 | 0-0 | .000 | 1-5 | .200 | 3 | 7 | 10 | 10.0 | 3 | 0 | 0 | 2 | 2 | 0 | 1 | 1.0 |
| TOTAL | 24-12 | 401/16.7 | 50-99 | .505 | 1-1 | 1.000 | 20-52 | .385 | 44 | 57 | 101 | 4.2 | 70 | 4 | 14 | 19 | 9 | 10 | 121 | 5.0 |

HENDERSON, T.J.

| Season | gp-gs | min/avg | Total | | 3-Point | | F-Throws | | Rebounds | | | | pf | fo | ast | to | blk | stl | Scoring | |
|---------|-------|----------|--------|------|---------|------|----------|-------|----------|-----|-----|-----|----|----|-----|----|-----|-----|---------|------|
| | | | fg-fga | pct | fg-fga | pct | ft-fta | pct | off | def | tot | avg | | | | | | | pts | avg |
| 2015-16 | 32-2 | 522/16.3 | 49-130 | .377 | 22-64 | .344 | 27-39 | .692 | 5 | 48 | 53 | 1.7 | 48 | 1 | 35 | 44 | 2 | 30 | 147 | 4.6 |
| 2016-17 | 1-0 | 18/18.0 | 3-7 | .429 | 2-5 | .400 | 2-2 | 1.000 | 1 | 2 | 3 | 3.0 | 5 | 1 | 1 | 0 | 0 | 0 | 10 | 10.0 |
| TOTAL | 33-2 | 540/16.4 | 52-137 | .380 | 24-69 | .348 | 29-41 | .707 | 6 | 50 | 56 | 1.7 | 53 | 2 | 36 | 44 | 2 | 30 | 157 | 4.8 |

JAMES, Josh

| Season | gp-gs | min/avg | Total | | 3-Point | | F-Throws | | Rebounds | | | | pf | fo | ast | to | blk | stl | Scoring | |
|---------|-------|----------|--------|-------|---------|------|----------|------|----------|-----|-----|-----|----|----|-----|----|-----|-----|---------|-----|
| | | | fg-fga | pct | fg-fga | pct | ft-fta | pct | off | def | tot | avg | | | | | | | pts | avg |
| 2013-14 | 21-0 | 122/5.8 | 17-25 | .680 | 0-0 | .000 | 9-11 | .818 | 12 | 15 | 27 | 1.3 | 22 | 0 | 3 | 4 | 1 | 4 | 43 | 2.0 |
| 2014-15 | 31-13 | 396/12.8 | 38-79 | .481 | 0-0 | .000 | 22-32 | .688 | 29 | 58 | 87 | 2.8 | 63 | 2 | 12 | 32 | 16 | 9 | 98 | 3.2 |
| 2016-17 | 1-0 | 8/8.0 | 1-1 | 1.000 | 0-0 | .000 | 1-2 | .500 | 1 | 3 | 4 | 4.0 | 4 | 0 | 0 | 0 | 0 | 0 | 3 | 3.0 |
| TOTAL | 53-13 | 526/9.9 | 56-105 | .533 | 0-0 | .000 | 32-45 | .711 | 42 | 76 | 118 | 2.2 | 89 | 2 | 15 | 36 | 17 | 13 | 144 | 2.7 |

McCALL, D.J.

| Season | gp-gs | min/avg | Total | | 3-Point | | F-Throws | | Rebounds | | | | pf | fo | ast | to | blk | stl | Scoring | |
|---------|-------|----------|--------|------|---------|------|----------|------|----------|-----|-----|-----|----|----|-----|----|-----|-----|---------|-----|
| | | | fg-fga | pct | fg-fga | pct | ft-fta | pct | off | def | tot | avg | | | | | | | pts | avg |
| 2014-15 | 31-15 | 664/21.4 | 52-124 | .419 | 6-19 | .316 | 39-61 | .639 | 31 | 58 | 89 | 2.9 | 49 | 1 | 38 | 55 | 1 | 19 | 149 | 4.8 |
| 2016-17 | 1-0 | 24/24.0 | 1-3 | .333 | 0-0 | .000 | 3-4 | .750 | 0 | 3 | 3 | 3.0 | 3 | 0 | 1 | 0 | 0 | 1 | 5 | 5.0 |
| TOTAL | 32-15 | 688/21.5 | 53-127 | .417 | 6-19 | .316 | 42-65 | .646 | 31 | 61 | 92 | 2.9 | 52 | 1 | 39 | 55 | 1 | 20 | 154 | 4.8 |

IUPUI PLAYER CAREER STATS

O'LEARY, Matt

| | | | Total | | 3-Point | | F-Throws | | Rebounds | | | | | | | | | | | Scoring | |
|---------|-------|----------|---------|------|---------|------|----------|------|----------|-----|-----|-----|----|----|-----|----|-----|-----|-----|---------|--|
| Season | gp-gs | min/avg | fg-fga | pct | fg-fga | pct | ft-fta | pct | off | def | tot | avg | pf | fo | ast | to | blk | stl | pts | avg | |
| 2015-16 | 32-32 | 896/28.0 | 128-264 | .485 | 28-101 | .277 | 45-78 | .577 | 40 | 151 | 191 | 6.0 | 70 | 2 | 69 | 56 | 10 | 32 | 329 | 10.3 | |
| 2016-17 | 1-1 | 22/22.0 | 3-9 | .333 | 1-4 | .250 | 0-0 | .000 | 3 | 3 | 6 | 6.0 | 4 | 0 | 2 | 2 | 0 | 0 | 7 | 7.0 | |
| TOTAL | 33-33 | 918/27.8 | 131-273 | .480 | 29-105 | .276 | 45-78 | .577 | 43 | 154 | 197 | 6.0 | 74 | 2 | 71 | 58 | 10 | 32 | 336 | 10.2 | |

PATTERSON, Ron

| | | | Total | | 3-Point | | F-Throws | | Rebounds | | | | | | | | | | | Scoring | |
|---------|-------|---------|--------|------|---------|------|----------|------|----------|-----|-----|-----|----|----|-----|----|-----|-----|-----|---------|--|
| Season | gp-gs | min/avg | fg-fga | pct | fg-fga | pct | ft-fta | pct | off | def | tot | avg | pf | fo | ast | to | blk | stl | pts | avg | |
| 2016-17 | 1-1 | 23/23.0 | 4-8 | .500 | 3-6 | .500 | 0-0 | .000 | 0 | 0 | 0 | 0.0 | 5 | 1 | 1 | 3 | 1 | 0 | 11 | 11.0 | |
| TOTAL | 1-1 | 23/23.0 | 4-8 | .500 | 3-6 | .500 | 0-0 | .000 | 0 | 0 | 0 | 0.0 | 5 | 1 | 1 | 3 | 1 | 0 | 11 | 11.0 | |

SINN, Grant

| | | | Total | | 3-Point | | F-Throws | | Rebounds | | | | | | | | | | | Scoring | |
|---------|-------|---------|--------|------|---------|------|----------|------|----------|-----|-----|-----|----|----|-----|----|-----|-----|-----|---------|--|
| Season | gp-gs | min/avg | fg-fga | pct | fg-fga | pct | ft-fta | pct | off | def | tot | avg | pf | fo | ast | to | blk | stl | pts | avg | |
| 2015-16 | 8-0 | 8/1.0 | 0-3 | .000 | 0-3 | .000 | 0-0 | .000 | 0 | 1 | 1 | 0.1 | 0 | 0 | 0 | 1 | 0 | 0 | 0 | 0.0 | |
| TOTAL | 8-0 | 8/1.0 | 0-3 | .000 | 0-3 | .000 | 0-0 | .000 | 0 | 1 | 1 | 0.1 | 0 | 0 | 0 | 1 | 0 | 0 | 0 | 0.0 | |

THOMAS, Kellon

| | | | Total | | 3-Point | | F-Throws | | Rebounds | | | | | | | | | | | Scoring | |
|---------|-------|---------|--------|------|---------|------|----------|-------|----------|-----|-----|-----|----|----|-----|----|-----|-----|-----|---------|--|
| Season | gp-gs | min/avg | fg-fga | pct | fg-fga | pct | ft-fta | pct | off | def | tot | avg | pf | fo | ast | to | blk | stl | pts | avg | |
| 2016-17 | 1-1 | 26/26.0 | 3-10 | .300 | 1-4 | .250 | 4-4 | 1.000 | 1 | 3 | 4 | 4.0 | 4 | 0 | 2 | 1 | 0 | 1 | 11 | 11.0 | |
| TOTAL | 1-1 | 26/26.0 | 3-10 | .300 | 1-4 | .250 | 4-4 | 1.000 | 1 | 3 | 4 | 4.0 | 4 | 0 | 2 | 1 | 0 | 1 | 11 | 11.0 | |

THOMAS, Noah

ACTIVE PLAYER CAREER RANKINGS

| Games Played | | Games Started | | Minutes | | Points | | Rebounds | | Assists | | Steals | |
|-----------------|----|-----------------|----|-----------------|------|-----------------|-----|-----------------|-----|-----------------|----|----------------|----|
| 1. Brennan | 61 | t-1. Brennan | 33 | 1. Brennan | 1174 | 1. Combs | 533 | 1. Brennan | 207 | 1. Combs | 72 | 1. Brennan | 33 |
| 2. James | 53 | t-1. O'Leary | 33 | 2. Combs | 984 | 2. O'Leary | 328 | 2. O'Leary | 197 | 2. O'Leary | 71 | t-2. Combs | 32 |
| t-3. Henderson | 33 | 3. Combs | 30 | 3. O'Leary | 918 | 3. Brennan | 324 | 3. James | 118 | 3. Brennan | 63 | t-2. O'Leary | 32 |
| t-3. O'Leary | 33 | 4. McCall | 15 | 4. McCall | 688 | 4. McCall | 154 | 4. Hall | 101 | 4. McCall | 39 | 4. Henderson | 30 |
| t-5. Combs | 32 | 5. James | 13 | 5. Henderson | 540 | 5. Henderson | 146 | 5. McCall | 92 | 5. Henderson | 36 | 5. McCall | 20 |
| t-5. McCall | 32 | 6. Hall | 12 | 6. James | 526 | 6. James | 144 | 6. Combs | 70 | 6. James | 15 | 6. James | 13 |
| 7. Hall | 24 | 7. Henderson | 2 | 7. Hall | 401 | 7. Hall | 115 | 7. Henderson | 56 | 7. Hall | 14 | 7. Hall | 10 |
| 8. Sinn | 8 | t-8. Patterson | 1 | 8. K. Thomas | 26 | t-8. Patterson | 11 | 8. K. Thomas | 4 | 8. K. Thomas | 2 | 8. K. Thomas | 1 |
| t-9. Fraser | 1 | t-8. K. Thomas | 1 | 9. Patterson | 23 | t-8. K. Thomas | 11 | 9. Sinn | 1 | 9. Patterson | 1 | t-9. Fraser | 0 |
| t-9. Patterson | 1 | t-10. Fraser | 0 | 10. Sinn | 8 | 10. Fraser | 2 | t-10. Fraser | 0 | t-10. Fraser | 0 | t-9. Hudson | 0 |
| t-9. K. Thomas | 1 | t-10. Hudson | 0 | 11. Fraser | 4 | t-11. Hudson | 0 | t-10. Hudson | 0 | t-10. Hudson | 0 | t-9. Jones | 0 |
| t-12. Hudson | 0 | t-10. Jones | 0 | t-12. Hudson | 0 | t-11. Jones | 0 | t-10. Jones | 0 | t-10. Jones | 0 | t-9. Patterson | 0 |
| t-12. Jones | 0 | t-10. Sinn | 0 | t-12. Jones | 0 | t-11. Sinn | 0 | t-10. Patterson | 0 | t-10. Sinn | 0 | t-9. Sinn | 0 |
| t-12. N. Thomas | 0 | t-10. N. Thomas | 0 | t-12. N. Thomas | 0 | t-11. N. Thomas | 0 | t-10. N. Thomas | 0 | t-10. N. Thomas | 0 | t-9. N. Thomas | 0 |

| Field Goals Made | | FG Attempts | | Free Throws Made | | FT Attempts | | Threes Made | | Threes Attempted | | Blocks | |
|------------------|-----|-----------------|-----|------------------|-----|----------------|-----|----------------|----|------------------|-----|----------------|----|
| 1. Combs | 175 | 1. Combs | 397 | 1. Combs | 124 | 1. Combs | 163 | 1. Combs | 59 | 1. Combs | 144 | 1. Brennan | 20 |
| 2. O'Leary | 131 | 2. Brennan | 286 | 2. Brennan | 61 | 2. Brennan | 79 | 2. O'Leary | 29 | 2. O'Leary | 105 | 2. James | 17 |
| 3. Brennan | 129 | 3. O'Leary | 273 | 3. O'Leary | 45 | 3. O'Leary | 78 | 3. Henderson | 24 | 3. Henderson | 69 | 3. O'Leary | 10 |
| 4. James | 56 | 4. Henderson | 137 | 4. McCall | 42 | 4. McCall | 65 | 4. McCall | 6 | 4. McCall | 19 | 4. Hall | 9 |
| 5. McCall | 53 | 5. James | 105 | 5. James | 32 | 5. Hall | 52 | 5. Brennan | 5 | 5. Brennan | 18 | 5. Henderson | 2 |
| 6. Henderson | 52 | 6. Hall | 99 | 6. Henderson | 29 | 6. James | 45 | 6. Patterson | 3 | 6. Patterson | 6 | t-6. Combs | 1 |
| 7. Hall | 50 | 7. McCall | 58 | 7. Hall | 20 | 7. Henderson | 41 | t-7. Hall | 1 | 7. K. Thomas | 4 | t-6. McCall | 1 |
| 8. Patterson | 4 | 8. K. Thomas | 10 | 8. K. Thomas | 4 | 8. K. Thomas | 4 | t-7. K. Thomas | 1 | 8. Sinn | 3 | t-6. Patterson | 1 |
| 9. K. Thomas | 3 | 9. Patterson | 8 | t-9. Fraser | 0 | t-9. Fraser | 0 | t-9. Fraser | 0 | t-9. Fraser | 0 | t-9. Fraser | 0 |
| 10. Fraser | 1 | 10. Sinn | 3 | t-9. Hudson | 0 | t-9. Hudson | 0 | t-9. Hudson | 0 | t-9. Hudson | 0 | t-9. Hudson | 0 |
| t-11. Hudson | 0 | 11. Fraser | 1 | t-9. Jones | 0 | t-9. Jones | 0 | t-9. James | 0 | t-9. James | 0 | t-9. Jones | 0 |
| t-11. Jones | 0 | t-12. Hudson | 0 | t-9. Patterson | 0 | t-9. Patterson | 0 | t-9. Jones | 0 | t-9. Jones | 0 | t-9. Sinn | 0 |
| t-11. Sinn | 0 | t-12. Jones | 0 | t-9. Sinn | 0 | t-9. Sinn | 0 | t-9. Sinn | 0 | t-9. Sinn | 0 | t-9. K. Thomas | 0 |
| t-11. N. Thomas | 0 | t-12. N. Thomas | 0 | t-9. N. Thomas | 0 | t-9. N. Thomas | 0 | t-9. N. Thomas | 0 | t-9. N. Thomas | 0 | t-9. N. Thomas | 0 |

IUPUI RETURNER/TRANSFER CAREER-HIGHS

#0 DARELL COMBS - CAREER HIGHS

| | | |
|------------------|----|-----------------------------|
| Points: | 32 | vs. South Dakota (2/25/16) |
| Rebounds: | 7 | at Marquette (11/16/15) |
| Assists: | 8 | vs. Fort Wayne (2/27/16) |
| FG: | 11 | vs. South Dakota (2/25/16) |
| FGA: | 20 | vs. South Dakota (2/25/16) |
| 3FG: | 6 | twice |
| 3FGA: | 11 | vs. South Dakota (2/25/16) |
| FT: | 9 | twice |
| FTA: | 14 | at Indiana St. (11/13/15) |
| Blocks: | 1 | vs. Denver (1/16/16) |
| Steals: | 4 | at Georgia State (11/27/15) |
| Minutes: | 39 | at Marquette (11/16/15) |

#11 JOSH JAMES - CAREER HIGHS

| | | |
|------------------|-----|----------------------------|
| Points: | 17 | vs. Judson (1/2/14) |
| Rebounds: | 10 | vs. Omaha (2/28/15) |
| Assists: | 2 | at Oral Roberts (1/7/15) |
| FG: | 7 | vs. Judson (1/2/14) |
| FGA: | 8 | vs. Judson (1/2/14) |
| 3FG: | --- | |
| 3FGA: | --- | |
| FT: | 3 | vs. Judson (1/2/14) |
| FTA: | 4 | at Evansville (12/6/14) |
| Blocks: | 2 | five times |
| Steals: | 3 | vs. South Dakota (1/24/15) |
| Minutes: | 30 | vs. Omaha (2/28/15) |

#22 D.J. MCCALL - CAREER HIGHS

| | | |
|------------------|----|---------------------------------|
| Points: | 14 | at Purdue (11/16/14) |
| Rebounds: | 6 | three times |
| Assists: | 5 | vs. Oral Roberts (2/5/15) |
| FG: | 4 | four times |
| FGA: | 8 | twice |
| 3FG: | 2 | at Milwaukee (11/19/14) |
| 3FGA: | 2 | five times |
| FT: | 7 | at N.C. Central (12/29/14) |
| FTA: | 10 | at N.C. Central (12/29/14) |
| Blocks: | 1 | at Oral Roberts (1/7/15) |
| Steals: | 3 | vs. Eastern Kentucky (12/13/14) |
| Minutes: | 38 | at North Dakota State (2/19/15) |

#45 AARON BRENNAN - CAREER HIGHS

| | | |
|------------------|----|----------------------------|
| Points: | 14 | twice |
| Rebounds: | 7 | at Denver (2/4/16) |
| Assists: | 4 | vs. South Dakota (2/25/16) |
| FG: | 7 | vs. Ball State (11/22/14) |
| FGA: | 10 | vs. South Dakota (1/24/15) |
| 3FG: | 1 | five times |
| 3FGA: | 3 | at Marquette (11/16/15) |
| FT: | 6 | vs. Omaha (2/28/15) |
| FTA: | 7 | vs. Omaha (2/28/15) |
| Blocks: | 3 | at South Dakota (1/1/16) |
| Steals: | 3 | three times |
| Minutes: | 34 | vs. Omaha (2/28/15) |

#1 T.J. HENDERSON - CAREER HIGHS

| | | |
|------------------|----|---------------------------------|
| Points: | 16 | vs. Omaha (2/17/16) |
| Rebounds: | 7 | vs. North Dakota State (3/6/16) |
| Assists: | 4 | at Purdue (12/7/15) |
| FG: | 6 | vs. Omaha (2/17/16) |
| FGA: | 10 | at Butler (12/28/15) |
| 3FG: | 3 | vs. South Alabama (11/24/15) |
| 3FGA: | 6 | twice |
| FT: | 3 | five times |
| FTA: | 5 | at Memphis (12/22/15) |
| Blocks: | 1 | at NC State (11/18/15) |
| Steals: | 4 | vs. Denver (1/16/16) |
| Minutes: | 30 | vs. South Alabama (11/24/15) |

#15 MATT O'LEARY - CAREER HIGHS

| | | |
|------------------|----|---------------------------------|
| Points: | 20 | vs. Western Illinois (1/29/16) |
| Rebounds: | 12 | vs. North Dakota State (3/6/16) |
| Assists: | 9 | vs. Fort Wayne (2/27/16) |
| FG: | 9 | vs. Western Illinois (1/29/16) |
| FGA: | 13 | at South Dakota State (2/6/16) |
| 3FG: | 4 | at NC State (11/18/15) |
| 3FGA: | 8 | at NC State (11/18/15) |
| FT: | 5 | vs. Kentucky State (11/21/15) |
| FTA: | 6 | three times |
| Blocks: | 2 | twice |
| Steals: | 5 | vs. Fort Wayne (2/27/16) |
| Minutes: | 36 | twice |

#24 EVAN HALL - CAREER HIGHS

| | | |
|------------------|----|--------------------------------|
| Points: | 14 | twice |
| Rebounds: | 10 | at Eastern Kentucky (11/11/16) |
| Assists: | 3 | twice |
| FG: | 6 | twice |
| FGA: | 8 | three times |
| 3FG: | 1 | at Indiana St. (11/13/15) |
| 3FGA: | 1 | at Indiana St. (11/13/15) |
| FT: | 4 | vs. Southern Utah (12/19/15) |
| FTA: | 8 | at South Dakota (1/1/16) |
| Blocks: | 2 | at Eastern Kentucky (11/11/16) |
| Steals: | 2 | three times |
| Minutes: | 27 | at South Dakota (1/1/16) |

#5 KELLON THOMAS - CAREER HIGHS

| | | |
|------------------|----|---------------------------|
| Points: | 22 | twice |
| Rebounds: | 5 | six times |
| Assists: | 6 | twice |
| FG: | 8 | at NJIT (12/7/15) |
| FGA: | 15 | twice |
| 3FG: | 6 | at NJIT (12/7/15) |
| 3FGA: | 11 | at Miami (Ohio) (2/27/16) |
| FT: | 11 | at Ball State (1/19/16) |
| FTA: | 13 | vs. Ohio (1/16/16) |
| Blocks: | 1 | three times |
| Steals: | 3 | twice |
| Minutes: | 31 | three times |

#20 GRANT SINN - CAREER HIGHS

| | | |
|------------------|---|---------------------|
| Points: | - | --- |
| Rebounds: | 1 | at Purdue (12/7/15) |
| Assists: | - | --- |
| FG: | - | --- |
| FGA: | 1 | three times |
| 3FG: | - | --- |
| 3FGA: | 1 | three times |
| FT: | - | --- |
| FTA: | - | --- |
| Blocks: | - | --- |
| Steals: | - | --- |
| Minutes: | 2 | at Purdue (12/7/15) |

#25 RON PATTERSON - CAREER HIGHS

| | | |
|------------------|----|---------------------------|
| Points: | 13 | vs. Colgate (12/22/14) |
| Rebounds: | 4 | twice |
| Assists: | 4 | five times |
| FG: | 5 | vs. Colgate (12/22/14) |
| FGA: | 12 | vs. Binghamton (12/7/13) |
| 3FG: | 3 | twice |
| 3FGA: | 7 | vs. St. John's (12/6/14) |
| FT: | 2 | twice |
| FTA: | 6 | at Virginia Tech (1/3/15) |
| Blocks: | 2 | at Georgia Tech (1/7/15) |
| Steals: | 2 | five times |
| Minutes: | 27 | at Notre Dame (2/24/15) |

FIRST-YEAR PLAYER SEASON/CAREER-HIGHS

| | #2 ANTHONY JONES | #12 CHAD HUDSON | #32 ELY JAH GOSS | #33 GIOVANNI FRASER | #35 NOAH THOMAS | #40 EVAN BOGGMAN |
|------------------|------------------------|-----------------------|------------------------|---------------------------|-----------------------|------------------------|
| Points: | --- | --- | --- | 2 at EKU | --- | --- |
| Rebounds: | --- | --- | --- | --- | --- | --- |
| Assists: | --- | --- | --- | --- | --- | --- |
| FG: | --- | --- | --- | 1 at EKU | --- | --- |
| FGA: | --- | --- | --- | 1 at EKU | --- | --- |
| 3FG: | --- | --- | --- | --- | --- | --- |
| 3FGA: | --- | --- | --- | --- | --- | --- |
| FT: | --- | --- | --- | --- | --- | --- |
| FTA: | --- | --- | --- | --- | --- | --- |
| Blocks: | --- | --- | --- | --- | --- | --- |
| Steals: | --- | --- | --- | --- | --- | --- |
| Minutes: | --- | --- | --- | 4 at EKU | --- | --- |

2016-2017 BOX SCORES

EXH. GAME • IUPUI 87, ST. JOSEPH'S COLLEGE 74 (INDIANA FARMERS COLISEUM)

St. Joseph's (Ind.) 74

| # | Player | Total | | 3-Ptr | | Rebounds | | | PF | TP | A | TO | Blk | Stl | Min |
|--------|-------------------|--------|--------|--------|-------------|----------|----|----|----|----|---|----|-----|-----|-----|
| | | FG-FGA | FG-FGA | FT-FTA | Off Def Tot | | | | | | | | | | |
| 05 | WILLIAMS, Kindred | f | 3-9 | 0-0 | 6-10 | 2 2 4 | 3 | 12 | 0 | 0 | 1 | 0 | 0 | 0 | 29 |
| 42 | JEFFIRS, Nick | f | 2-5 | 0-2 | 2-2 | 1 1 2 | 1 | 6 | 1 | 1 | 1 | 1 | 1 | 1 | 19 |
| 01 | DANIELS, Davone | g | 4-10 | 2-7 | 3-3 | 1 1 2 | 0 | 13 | 4 | 2 | 0 | 2 | 2 | 2 | 26 |
| 22 | HARDAWAY, CJ | g | 3-4 | 2-2 | 7-8 | 0 1 1 | 4 | 15 | 2 | 3 | 0 | 3 | 3 | 3 | 19 |
| 34 | WEBSTER, Davious | g | 2-10 | 2-7 | 2-2 | 1 2 3 | 4 | 8 | 0 | 1 | 0 | 1 | 0 | 1 | 28 |
| 03 | GILLESPIE, Eric | g | 3-9 | 3-8 | 0-0 | 0 2 2 | 2 | 9 | 2 | 0 | 0 | 0 | 1 | 1 | 20 |
| 04 | JOHNSON III, Joe | g | 0-1 | 0-0 | 0-0 | 0 0 0 | 0 | 0 | 0 | 0 | 0 | 0 | 0 | 0 | 5 |
| 10 | NUNN, Chris | g | 1-4 | 0-2 | 2-4 | 1 0 1 | 3 | 4 | 2 | 1 | 0 | 0 | 0 | 0 | 16 |
| 25 | CARPENTER, Isaiah | g | 1-6 | 0-0 | 0-0 | 0 2 2 | 4 | 2 | 0 | 1 | 0 | 0 | 1 | 1 | 10 |
| 30 | WILLIAMS, Nic | g | 1-4 | 0-1 | 2-2 | 0 2 2 | 4 | 4 | 0 | 1 | 0 | 0 | 0 | 0 | 15 |
| 31 | ROBINSON, Nigel | g | 0-1 | 0-0 | 0-0 | 0 1 1 | 0 | 0 | 0 | 0 | 0 | 0 | 0 | 0 | 5 |
| 33 | MOSS, Michael | g | 0-1 | 0-1 | 1-2 | 0 0 0 | 0 | 1 | 1 | 0 | 0 | 0 | 1 | 1 | 8 |
| Team | | | | | 1 5 6 | | | | | | | | | | |
| Totals | | | 20-64 | 9-30 | 25-33 | 7 19 26 | 25 | 74 | 12 | 11 | 2 | 10 | 2 | 10 | 200 |

FG % 1st Half: 9-32 28.1% 2nd half: 11-32 34.4% Game: 20-64 31.3% Deadball
3FG % 1st Half: 4-15 26.7% 2nd half: 5-15 33.3% Game: 9-30 30.0% Rebounds
FT % 1st Half: 8-13 61.5% 2nd half: 17-20 85.0% Game: 25-33 75.8% 4,1

IUPUI 87

| # | Player | Total | | 3-Ptr | | Rebounds | | | PF | TP | A | TO | Blk | Stl | Min |
|--------|-----------------|--------|--------|--------|-------------|----------|----|----|----|----|---|----|-----|-----|-----|
| | | FG-FGA | FG-FGA | FT-FTA | Off Def Tot | | | | | | | | | | |
| 15 | O'LEARY, Matt | f | 3-3 | 0-0 | 2-2 | 0 7 7 | 4 | 8 | 3 | 1 | 1 | 1 | 1 | 1 | 19 |
| 24 | HALL, Evan | f | 4-5 | 0-0 | 0-1 | 2 5 7 | 3 | 8 | 0 | 2 | 1 | 0 | 0 | 0 | 16 |
| 00 | COMBS, Darell | g | 2-7 | 2-5 | 8-8 | 1 3 4 | 2 | 14 | 2 | 4 | 0 | 1 | 2 | 1 | 21 |
| 05 | THOMAS, Kellon | g | 1-7 | 0-3 | 6-7 | 0 2 2 | 4 | 8 | 3 | 2 | 1 | 0 | 0 | 0 | 24 |
| 25 | PATTERSON, Ron | g | 5-7 | 3-4 | 1-1 | 3 3 6 | 3 | 14 | 0 | 3 | 0 | 0 | 0 | 0 | 18 |
| 01 | HENDERSON, T.J. | g | 3-8 | 1-5 | 1-1 | 0 2 2 | 3 | 8 | 4 | 4 | 0 | 0 | 0 | 0 | 18 |
| 02 | JONES, Anthony | g | 0-0 | 0-0 | 0-0 | 0 3 3 | 1 | 0 | 2 | 1 | 0 | 0 | 0 | 0 | 13 |
| 11 | JAMES, Josh | g | 3-4 | 0-0 | 2-2 | 2 3 5 | 1 | 8 | 0 | 1 | 1 | 0 | 0 | 0 | 13 |
| 12 | HUDSON, Chad | g | 0-0 | 0-0 | 0-2 | 0 0 0 | 1 | 0 | 0 | 2 | 0 | 0 | 0 | 0 | 2 |
| 20 | SINN, Grant | g | 0-0 | 0-0 | 0-0 | 0 1 1 | 1 | 0 | 0 | 1 | 0 | 0 | 0 | 0 | 2 |
| 22 | McCALL, D.J. | g | 0-0 | 0-0 | 0-0 | 0 3 3 | 2 | 0 | 4 | 0 | 0 | 1 | 0 | 0 | 18 |
| 32 | GOSS, Elyjah | g | 2-5 | 0-1 | 2-2 | 2 3 5 | 1 | 6 | 0 | 2 | 0 | 0 | 0 | 0 | 11 |
| 35 | THOMAS, Noah | g | 0-0 | 0-0 | 0-0 | 0 0 0 | 0 | 0 | 0 | 0 | 1 | 0 | 0 | 0 | 5 |
| 40 | BORGMAN, Evan | g | 2-2 | 1-1 | 0-0 | 0 0 0 | 1 | 5 | 1 | 2 | 0 | 0 | 0 | 0 | 5 |
| 45 | BRENNAN, Aaron | g | 2-5 | 0-2 | 4-6 | 0 2 2 | 3 | 8 | 1 | 1 | 0 | 0 | 0 | 0 | 15 |
| Team | | | | | 0 4 4 | | | | | | | | | | |
| Totals | | | 27-53 | 7-21 | 26-32 | 10 41 51 | 30 | 87 | 20 | 26 | 5 | 3 | 3 | 3 | 200 |

FG % 1st Half: 13-29 44.8% 2nd half: 14-24 58.3% Game: 27-53 50.9% Deadball
3FG % 1st Half: 3-11 27.3% 2nd half: 4-10 40.0% Game: 7-21 33.3% Rebounds
FT % 1st Half: 15-16 93.8% 2nd half: 11-16 68.8% Game: 26-32 81.3% 2

Officials: Tim Stewart (R), Brad Clauss, Jabir Walker
Technical fouls: St. Joseph's (Ind.)-None. IUPUI-None.
Attendance: 1007
Exhibition game

| Score by periods | 1st | 2nd | Total |
|---------------------|-----|-----|-------|
| St. Joseph's (Ind.) | 30 | 44 | 74 |
| IUPUI | 44 | 43 | 87 |

| | Points | In Paint | Off T/O | 2nd Chance | Fast Break | Bench |
|-------|--------|----------|---------|------------|------------|-------|
| SJC | 14 | 26 | 6 | 2 | 20 | 35 |
| IUPUI | 40 | 18 | 12 | 7 | 35 | |

GAME #1 • EASTERN KENTUCKY 97, IUPUI 87 (RICHMOND, KY.)

IUPUI 87 • 0-1

| # | Player | Total | | 3-Ptr | | Rebounds | | | PF | TP | A | TO | Blk | Stl | Min |
|--------|------------------|--------|--------|--------|-------------|----------|----|----|----|----|---|----|-----|-----|-----|
| | | FG-FGA | FG-FGA | FT-FTA | Off Def Tot | | | | | | | | | | |
| 15 | O'LEARY, Matt | f | 3-9 | 1-4 | 0-0 | 3 3 6 | 4 | 7 | 2 | 2 | 0 | 0 | 0 | 0 | 22 |
| 24 | HALL, Evan | f | 0-2 | 0-0 | 1-5 | 3 7 10 | 3 | 1 | 0 | 2 | 2 | 0 | 0 | 0 | 18 |
| 00 | COMBS, Darell | g | 10-19 | 1-5 | 7-8 | 0 0 0 | 4 | 28 | 4 | 3 | 0 | 1 | 3 | 7 | 37 |
| 05 | THOMAS, Kellon | g | 3-10 | 1-4 | 4-4 | 1 3 4 | 4 | 11 | 2 | 1 | 0 | 1 | 0 | 1 | 26 |
| 25 | PATTERSON, Ron | g | 4-8 | 3-6 | 0-0 | 0 0 0 | 5 | 11 | 1 | 3 | 1 | 0 | 0 | 0 | 23 |
| 01 | HENDERSON, T.J. | g | 3-7 | 2-5 | 2-2 | 1 2 3 | 5 | 10 | 1 | 0 | 0 | 0 | 0 | 0 | 18 |
| 11 | JAMES, Josh | g | 1-1 | 0-0 | 1-2 | 1 3 4 | 4 | 3 | 0 | 0 | 0 | 0 | 0 | 0 | 8 |
| 22 | McCALL, D.J. | g | 1-3 | 0-0 | 3-4 | 0 3 3 | 3 | 5 | 1 | 0 | 0 | 1 | 0 | 1 | 24 |
| 33 | FRASER, Giovanni | g | 1-1 | 0-0 | 0-0 | 0 0 0 | 1 | 2 | 0 | 1 | 0 | 0 | 0 | 0 | 4 |
| 45 | BRENNAN, Aaron | g | 3-6 | 1-1 | 2-2 | 0 4 4 | 4 | 9 | 3 | 2 | 2 | 0 | 0 | 0 | 20 |
| Team | | | | | 3 0 3 | | | | | | | | | | |
| Totals | | | 29-66 | 9-25 | 20-27 | 12 25 37 | 37 | 87 | 14 | 14 | 5 | 3 | 3 | 3 | 200 |

FG % 1st Half: 10-30 33.3% 2nd half: 19-36 52.8% Game: 29-66 43.9% Deadball
3FG % 1st Half: 4-11 36.4% 2nd half: 5-14 35.7% Game: 9-25 36.0% Rebounds
FT % 1st Half: 4-7 57.1% 2nd half: 16-20 80.0% Game: 20-27 74.1% 3,1

Eastern Kentucky 97 • 1-0

| # | Player | Total | | 3-Ptr | | Rebounds | | | PF | TP | A | TO | Blk | Stl | Min |
|--------|----------------------|--------|--------|--------|-------------|----------|----|----|----|----|---|----|-----|-----|-----|
| | | FG-FGA | FG-FGA | FT-FTA | Off Def Tot | | | | | | | | | | |
| 10 | MAYO, Nick | f | 5-10 | 2-4 | 12-12 | 2 6 8 | 4 | 24 | 1 | 3 | 1 | 0 | 0 | 0 | 29 |
| 12 | CHARLES, Zach | f | 2-4 | 0-0 | 3-4 | 2 4 6 | 5 | 7 | 2 | 0 | 2 | 0 | 0 | 0 | 21 |
| 01 | ADAMS, Marlon | c | 1-3 | 0-0 | 0-0 | 0 5 5 | 3 | 2 | 0 | 1 | 0 | 0 | 0 | 0 | 15 |
| 02 | GIST, Asante | g | 2-8 | 1-5 | 16-22 | 1 6 7 | 4 | 21 | 5 | 3 | 0 | 0 | 0 | 0 | 30 |
| 05 | McGLONE, Isaac | g | 2-9 | 1-4 | 6-7 | 0 3 3 | 3 | 11 | 2 | 2 | 0 | 2 | 2 | 2 | 36 |
| 11 | BABB-HARRISON, Jayle | g | 3-7 | 3-5 | 4-4 | 0 2 2 | 3 | 13 | 1 | 4 | 0 | 1 | 3 | 1 | 31 |
| 03 | DISHMAN, DeAndre | g | 3-4 | 0-0 | 2-5 | 4 1 5 | 4 | 8 | 0 | 0 | 0 | 0 | 0 | 0 | 11 |
| 04 | AVARE, Dillon | g | 3-5 | 3-5 | 2-2 | 0 0 0 | 2 | 11 | 0 | 0 | 0 | 0 | 0 | 0 | 18 |
| 31 | CHITTY, Parker | g | 0-2 | 0-2 | 0-0 | 0 0 0 | 0 | 0 | 0 | 0 | 0 | 0 | 0 | 0 | 9 |
| Team | | | | | 1 0 1 | | | | | | | | | | |
| Totals | | | 21-52 | 10-25 | 45-56 | 10 27 37 | 28 | 97 | 11 | 13 | 3 | 3 | 3 | 3 | 200 |

FG % 1st Half: 13-32 40.6% 2nd half: 8-20 40.0% Game: 21-52 40.4% Deadball
3FG % 1st Half: 6-15 40.0% 2nd half: 4-10 40.0% Game: 10-25 40.0% Rebounds
FT % 1st Half: 10-14 71.4% 2nd half: 35-42 83.3% Game: 45-56 80.4% 6,2

Officials: Eric Lowe, Aaron Denton, Shane Staggs
Technical fouls: IUPUI-None. Eastern Kentucky-None.
Attendance: 2300

| Score by periods | 1st | 2nd | Total |
|------------------|-----|-----|-------|
| IUPUI | 28 | 59 | 87 |
| Eastern Kentucky | 42 | 55 | 97 |

| | Points | In Paint | Off T/O | 2nd Chance | Fast Break | Bench |
|-------|--------|----------|---------|------------|------------|-------|
| IUPUI | 30 | 10 | 8 | 6 | 29 | 19 |
| EKU | 20 | 17 | 19 | 0 | 19 | |

Last FG - IUPUI 2nd-00:12, ECU 2nd-04:50.
Largest lead - IUPUI by 1 1st-18:11, ECU by 24 2nd-14:06.
IUPUI led for 00:04. ECU led for 38:26. Game was tied for 01:30.

Score tied - 0 times.
Lead changed - 2 times.